

# University of Minnesota

## Interior Finish Standards

August 2023 Revision:  
Pages 83-85 Paint finishes  
Enhanced Appendix:  
Product Summaries pages 66-88



MINNESOTA



<b>1. INTRODUCTION</b>	<b>PAGES 5 - 9</b>
Executive Summary	
Guiding Principles	
Implementation	
Utilization	
<b>2. BUILDING CLASSIFICATION</b>	<b>PAGES 10 - 25</b>
Palette Assignment	
Classification Examples	
- Historic	
- Modern	
- Contemporary	
<b>3. PALETTES</b>	<b>PAGES 26 - 64</b>
Historic	
Modern	
Contemporary	
School Colors	
<b>4. APPENDIX</b>	<b>PAGES 65 - 90</b>
General Guidelines	
Product Summaries	
Flooring	
- Carpet	
- Entrance Walk-Off/Vestibules	
- Vinyl Base	
- Resilient	
Paint & Wall Protection	
Plastic Laminate & Solid Surface	
Manufacturer Representatives	



### Executive Summary: Design Intent

The purpose of the University of Minnesota Interior Finish Standards is to manage and support financial stewardship and aesthetic consistency at the University of Minnesota. Solutions are managed through Capital Project Management and created to achieve key overall objectives:

- define a University aesthetic
- address product performance
- manage costs
- provide equitable vendor/marketplace opportunity

**A consistent quality aesthetic** demonstrates the University's commitment to students, visitors, and staff.

**Interior finish standards create a neutral environment** and allow users to move in and out of space assignments without significant impact to department identity. These neutral finish palettes afford users the opportunity to personalize their space through art, accent furniture, and signage.

**Performance standards** are determined through a collaborative review and understanding of long-term facility maintenance as well as daily custodial cleaning requirements.

**Project efficiency and cost reduction** are achieved through the reduction of churn time related to the development of customized project palettes.

### Guiding Principles

These interior finish palettes are to be used for small scale construction and remodeling projects as well as work orders within the University of Minnesota, Twin Cities campuses.

The Capital Project Management interior finish palettes are transitional solutions expressing the University’s current and evolving aesthetic.

Buildings are classified into 3 “era” categories with palettes created to meet the building interior needs. A supplemental “Building Classification” list prescribes each building’s category on the Twin Cities Campuses. Included are photographic examples that demonstrate these categories. Within each category, a respective series of palettes are utilized to complete the solution.

Categories	Number of Palettes
Historic	3
Modern	5
Contemporary	3

Exceptions for required implementation of these standards exist for:

- Athletics freestanding facilities
- University Dining Service establishments
- Housing & Residential Life dormitory facilities
- Office of Classroom Management large classrooms/ auditoriums

Projects that encompass *Public Space* and *Historic Buildings* are to be reviewed in collaboration with the University Architect.

New building, large-scale construction and renovation projects will develop under the direction of Capital Project Management and the University Architect, consistent with Administrative Policy. That team will collaborate with contracted design firms to integrate over-arching concepts and elements of these interior finish standards, yet expand the design aesthetic. This attention to new design opportunities will continue to cultivate the diverse and unique University building inventory.

### Implementation

Interior Finish Standard documentation materials are intended for field use by all staff and end users requesting or directing interior work on the campuses. This includes: Capital Project Management, Facilities Management, University Construction Staff, and contracted consultants. End users are to contact these organizations through the project request system to review options for their project.

Interior Finish Standards are published in the University website of Capital Project Management; Building Standards: Division 09 - Interior Finish Standards.

Tools for design teams are available as:

- Interior Finish Standards Manual (web)
- Palette options (web)
- Finish sample palettes (box sets)

These standards are developed for use in the following environments:

- offices
- department common areas
- conference rooms
- teaching / small classrooms

Within these environments, the Standards encompass:

- wall paint colors
- flooring materials
  - carpet
  - hard surface
  - walk off carpet
- vinyl floor base with door/window frame paint
- cabinetry and counter tops
- wood finish guidelines
- ceiling finish guidelines

*Public Space* to be reviewed in collaboration with the University Architect include:

- building lobbies/atrium
- major building corridors
- public gathering spaces
- elevators/stairwells/vestibules
- restrooms/showers/locker rooms

Exception requests for product used outside of these standards are to be submitted through the website of Capital Project Management; Design Standards Forms: Exception Request - Interior Finish Standards.

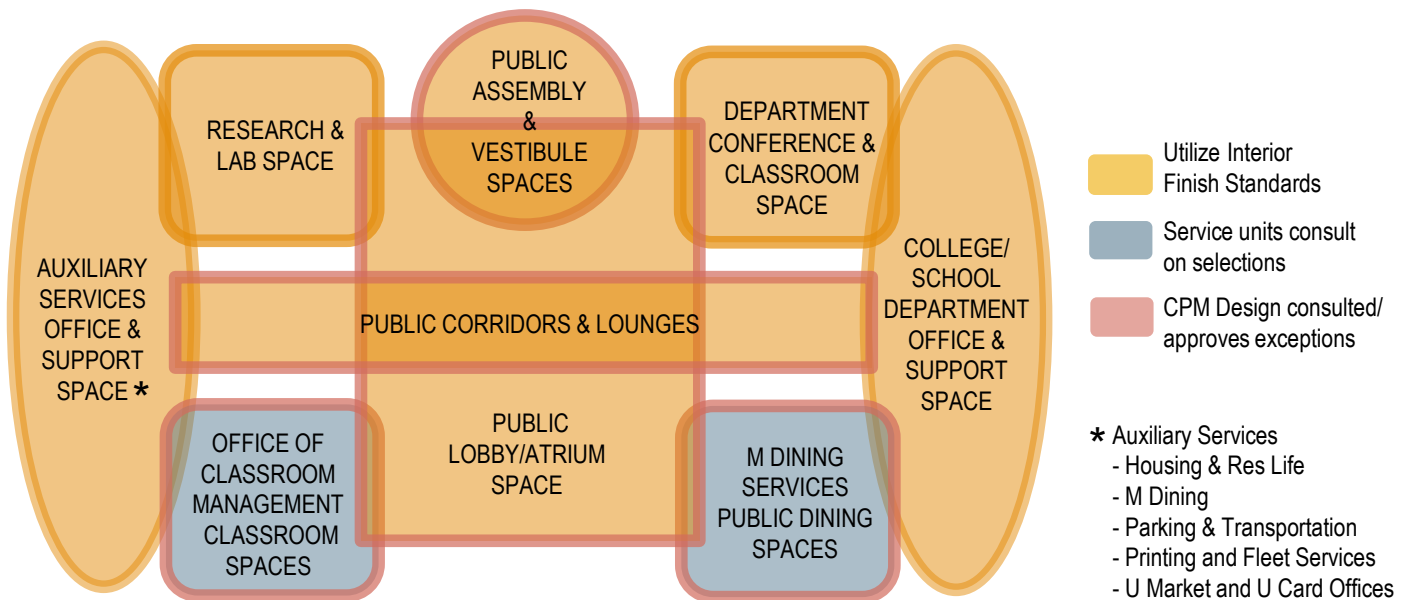
An appendix is included to reference:

- general guidelines
- paint and wall protection supplementary information
- flooring product supplementary information
- manufacturer representatives

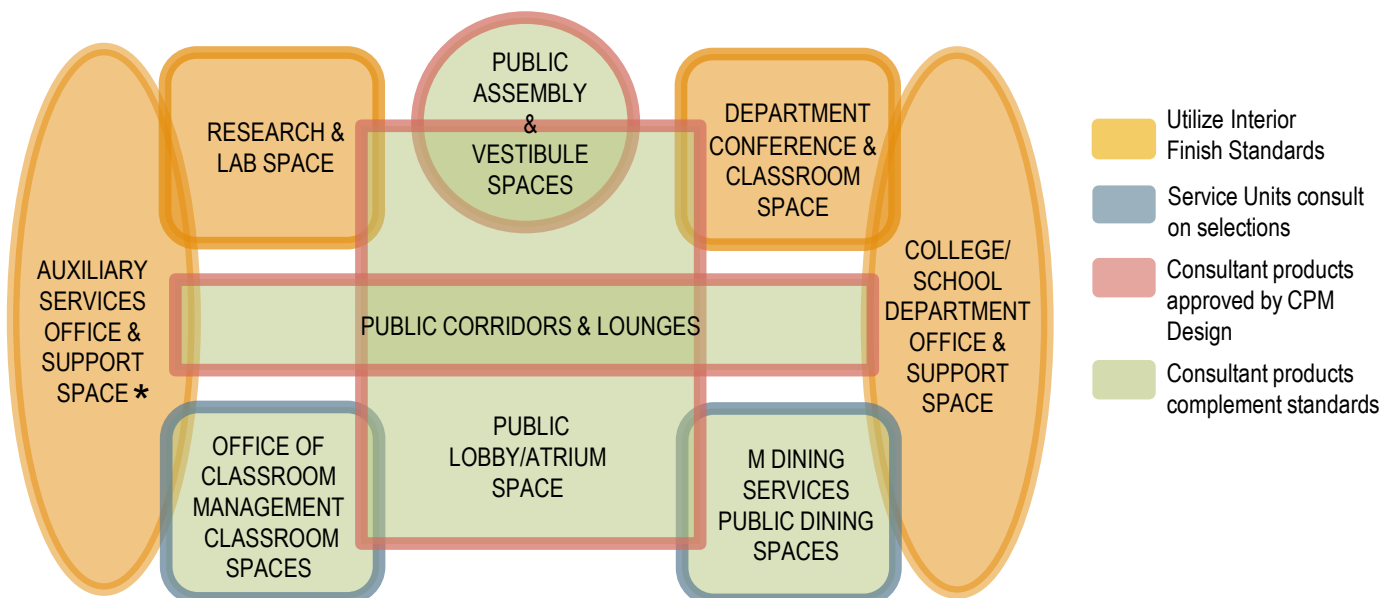
### Project Utilization

All projects are subject to use of the Interior Finish Standards. Remodeling and small-scale construction projects are managed by the internal University delivery teams. New building and large scale construction/renovation projects are overseen by Capital Project Management and the University Architect. The images below demonstrate the project size categories relative to standard utilization.

#### Small-scale construction/remodeling projects; work order requests



#### New building; large-scale construction/renovation projects





### Color and Branding

Finish standards create a neutral environment and allow users to move in and out of space assignments without significant impact to department identity. These neutral finish palettes afford users the opportunity to personalize their space through art, accent furniture, and signage.



## Building Classification

### Minneapolis Campus Palette Assignments

BLD #	BUILDING NAME	ADDRESS	FACILITY MANAGEMENT DISTRICT	FINISH PALETTE ASSIGNMENT		
				HISTORIC	MODERN	CONTEMP
061	10 CHURCH STREET	10 CHURCH STREET SE	East Bank	X		
106	104 UNION STREET	104 UNION STREET SE	East Bank		X	
127	1425 UNIVERSITY AVENUE SE	1425 UNIVERSITY AVENUE SE	East Bank	X		
093	1901 UNIVERSITY AVENUE SE	1901 UNIVERSITY AVENUE SE	North Campus	X		
193	717 DELAWARE ST. SE	717 DELAWARE STREET SE	Health Sciences		X	
266	AKERMAN HALL	110 UNION STREET SE	East Bank		X	
066	AMUNDSON HALL	421 WASHINGTON AVENUE SE	East Bank		X	
220	ANDERSEN LIBRARY, ELMER L.	222 21st AVENUE S	East Bank			X
205	ANDERSON HALL	257 19TH AVENUE S	West Bank		X	
037	APPLEBY HALL	128 PLEASANT STREET SE	East Bank	X		
011	ARMORY	15 CHURCH STREET SE	North Campus	X		
247	BARKER CENTER FOR DANCE, BARBARA B.	500 21ST AVENUE S	West Bank			X
203	BLEGEN HALL	269 19TH AVENUE S	West Bank		X	
070	BOYNTON HEALTH SERVICE	410 CHURCH STREET SE	Health Sciences		X	
299	BRUJININKS HALL, ROBERT H.	222 PLEASANT STREET SE	East Bank			X
008	BURTON HALL	178 PILLSBURY DRIVE SE	East Bank	X		
019	CAMPBELL HALL, CARMEN D. & JAMES R.	51 EAST RIVER PARKWAY	East Bank	.	X	
153	CANCER & CARDIOVASCULAR RESEARCH BUILDING	2231 6TH ST. SE	North Campus			X
249	CARLSON SCHOOL OF MANAGEMENT	321 19TH AVENUE S	West Bank		X	
180	CENTER OF MAGNETIC RESONANCE RESEARCH	2021 6TH STREET SE	North Campus			X
173	CHILD DEVELOPMENT CENTER, U OF M	1600 ROLLINS AVENUE SE	North Campus		X	
115	CHILDRENS REHABILITATION CENTER	426 CHURCH STREET SE	Health Sciences		X	
156	CIVIL ENGINEERING BUILDING	500 PILLSBURY DRIVE SE	East Bank		X	
124	CLINICS AND SURGERY CENTER, UM HEALTH	909 FULTON ST. SE	Health Sciences			X

## Building Classification

### Minneapolis Campus Palette Assignments

BLD #	BUILDING NAME	ADDRESS	FACILITY MANAGEMENT DISTRICT	FINISH PALETTE ASSIGNMENT		
				HISTORIC	MODERN	CONTEMP
064	COFFMAN MEMORIAL UNION	300 WASHINGTON AVENUE SE	Health Sciences		X	
179	COMMUNITY UNIVERSITY HEALTH CARE CLINIC & TRAILERS	2020 16TH AVENUE S	West Bank			X
150	COMO COMMUNITY CENTER	1024 27TH AVENUE SE	North Campus		X	
111	DIEHL HALL	505 ESSEX STREET SE	Health Sciences		X	
044	DONHOWE BUILDING	319 15TH AVENUE SE	East Bank		X	
143	DWAN VARIETY RESEARCH CENTER / MASONIC CANCER RESEARCH BUILDING	425 EAST RIVER PARKWAY	Health Sciences		X	
001	EDDY HALL	192 PILLSBURY DRIVE SE	East Bank	X		
041	EDUCATION SCIENCES BUILDING	56 EAST RIVER ROAD	East Bank	X		
020	ELLIOTT HALL	75 EAST RIVER PARKWAY	East Bank		X	
215	FERGUSON HALL	2106 4TH STREET S	West Bank		X	
022	FOLWELL HALL	9 PLEASANT STREET SE	East Bank	X		
071	FORD HALL	224 CHURCH STREET SE	East Bank		X	
051	FRASER HALL	106 PLEASANT STREET SE	East Bank	X		
250	HANSON JR. HALL, HERBERT M.	1925 4TH STREET S	West Bank			X
178	HASSELMO HALL, NILS	312 CHURCH STREET SE	Health Sciences		X	
145	HEALTH SCIENCES EDUCATION CENTER	526 DELAWARE ST SE	Health Sciences			X
201	HELLER HALL, WALTER W.	271 19TH AVENUE S	West Bank		X	
216	HUMPHREY SCHOOL OF PUBLIC AFFAIRS	301 19TH AVENUE S	West Bank		X	
184	INFORMATION TECHNOLOGY	2218 UNIVERSITY AVENUE SE	North Campus		X	
032	JACKSON HALL	321 CHURCH STREET SE	Health Sciences	X		
073	JOHNSTON HALL	101 PLEASANT STREET SE	East Bank	X		
017	JONES HALL	27 PLEASANT STREET SE	East Bank	X		
165	KELLER HALL, KENNETH H.	200 UNION STREET SE	East Bank		X	
122	KOLTHOFF HALL	225 PLEASANT STREET SE	East Bank		X	

## Building Classification

### Minneapolis Campus Palette Assignments

BLD #	BUILDING NAME	ADDRESS	FACILITY MANAGEMENT DISTRICT	FINISH PALETTE ASSIGNMENT		
				HISTORIC	MODERN	CONTEMP
031	LIND HALL	207 CHURCH STREET SE	East Bank	X		
174	LIONS RESEARCH BUILDING / MCGUIRE TRANSLATIONAL RESEARCH FACILITY	2001 6TH STREET SE	North Campus		X	
36-001	MASONIC INSTITUTE FOR THE DEVELOPING BRAIN	2025 EAST RIVER PARKWAY	St Paul Campus		X	
191	MAST LABORATORY	2525 4TH STREET SE	North Campus		X	
074	MAYO BUILDING & ADDITIONS	420 DELAWARE STREET SE	Health Sciences		X	
182	MCNAMARA ALUMNI CENTER	200 OAK STREET SE	North Campus			X
265	MECHANICAL ENGINEERING	111 CHURCH STREET SE	East Bank		X	
149	MICROBIOLOGY RESEARCH FACILITY	689 23RD AVE SE	North Campus			X
952	MINNESOTA TECHNOLOGY CENTER	1100 WASHINGTON AVENUE SOUTH	West Bank		X	
186	MOLECULAR AND CELLULAR BIOLOGY	420 WASHINGTON AVENUE SE	Health Sciences			X
211	MONDALE HALL, WALTER F.	229 19TH AVENUE S	West Bank District		X	
142	MOOS HEALTH SCIENCES TOWER, MALCOLM	515 DELAWARE STREET SE	Health Sciences		X	
046	MORRILL HALL	100 CHURCH STREET SE	East Bank	X		
062	MURPHY HALL	206 CHURCH STREET SE	East Bank		X	
005	NICHOLSON HALL	216 PILLSBURY DRIVE SE	East Bank	X		
057	NOLTE CENTER	315 PILLSBURY DRIVE SE	East Bank	X		
053	NORTHROP MEMORIAL AUDITORIUM	84 CHURCH STREET SE	East Bank	X		
003	PATTEE HALL	150 PILLSBURY DRIVE SE	East Bank	X		
267	PEIK HALL	159 PILLSBURY DRIVE SE	East Bank		X	
144	PHILLIPS-WANGENSTEEN BUILDING	516 DELAWARE STREET SE	Health Sciences		X	
155	PHYSICS AND NANOTECHNOLOGY BUILDING	115 UNION ST. SE	North Campus			X
002	PILLSBURY HALL	310 PILLSBURY DRIVE SE	East Bank	X		
112	RAPSON HALL, RALPH	89 CHURCH STREET SE	East Bank		X	
209	RARIG CENTER	330 21ST AVENUE S	West Bank		X	

## Building Classification

### Minneapolis Campus Palette Assignments

BLD #	BUILDING NAME	ADDRESS	FACILITY MANAGEMENT DISTRICT	FINISH PALETTE ASSIGNMENT		
				HISTORIC	MODERN	CONTEMP
241	REGIS CENTER FOR ART-EAST	405 21ST AVENUE SOUTH	West Bank			X
242	REGIS CENTER FOR ART-WEST	418 21ST AVENUE SOUTH	West Bank			X
040	SCOTT HALL	72 PLEASANT STREET SE	East Bank	X		
125	SHEPHERD LABORATORIES	100 UNION STREET SE	East Bank		X	
021	SHEVLIN HALL	164 PILLSBURY DRIVE SE	East Bank	X		
212	SKYWAY, WEST BANK	219 19TH AVENUE S	West Bank		X	
035	SMITH HALL	207 PLEASANT STREET SE	East Bank	X		
202	SOCIAL SCIENCES BUILDING	267 19TH AVENUE S	West Bank		X	
058	ST. ANTHONY FALLS LABORATORY	2 3RD AVENUE SE	West Bank	X		
049	TATE HALL, JOHN T	116 CHURCH STREET SE	East Bank	X		
273	TED MANN CONCERT HALL	2128 4TH STREET S	West Bank		X	
103	TRANSPORTATION AND SAFETY BUILDING	511 WASHINGTON AVENUE SE	East Bank		X	
192	UNIVERSITY OFFICE PLAZA	2221 UNIVERSITY AVENUE SE	North Campus		X	
098	UNIVERSITY STORES SOUTH	879 29TH AVENUE SE	North Campus		X	
135	URBAN RESEARCH OUTREACH & ENGAGEMENT CENTER; JONES, ROBERT I.	2001 PLYMOUTH AVENUE NORTH	West Bank		X	
069	VARIETY CLUB RESEARCH CENTER	401 EAST RIVER PARKWAY	Health Sciences		X	
060	VINCENT HALL	206 CHURCH STREET SE	East Bank	X		
197	WALLIN MEDICAL BIOSCIENCES BUILDING	2101 6TH STREET SE	North Campus			X
042	WALTER LIBRARY	117 PLEASANT STREET SE	East Bank	X		
147	WEAVER-DENSFORD HALL	308 HARVARD STREET SE	Health Sciences		X	
172	WEISMAN ART MUSEUM, THE FREDERICK R	333 EAST RIVER PARKWAY	Health Sciences			X
218	WEST BANK OFFICE BUILDING	1300 2ND STREET S	West Bank		X	
207	WILLEY HALL	225 19TH AVENUE S	West Bank		X	

## Building Classification

### Minneapolis Campus Palette Assignments

BLD #	BUILDING NAME	ADDRESS	FACILITY MANAGEMENT DISTRICT	FINISH PALETTE ASSIGNMENT		
				HISTORIC	MODERN	CONTEMP
152	WILLIAMSON HALL	231 PILLSBURY DRIVE SE	East Bank		X	
204	WILSON LIBRARY, O. MEREDITH	309 19TH AVENUE S	West Bank		X	
006	WULLING HALL	86 PLEASANT STREET SE	East Bank	X		

## Building Classification

### St. Paul Campus Palette Assignments

BLD #	BUILDING NAME	ADDRESS	FACILITY MANAGEMENT DISTRICT	FINISH PALETTE ASSIGNMENT		
				HISTORIC	MODERN	CONTEMP
464	AGRICULTURE AND LANDSCAPE BUILDING	1847 BUFORD PLACE	ST PAUL			X
423	AGRONOMY AND PLANT GENETICS GREENHO	1529 LINDIG STREET	ST PAUL		X	
345	AGRONOMY SEED HOUSE	1472 GORTNER AVENUE	ST PAUL	X		
394	ALDERMAN HALL	1970 FOLWELL AVENUE	ST PAUL		X	
422	ANIMAL ARENA	1888 CARTER AVENUE	ST PAUL		X	
416	ANIMAL SCIENCE/VETERINARY MEDICINE	1988 FITCH AVENUE	ST PAUL		X	
431	ANIMAL WASTE TREATMENT CENTER	1830 BUFORD PLACE	ST PAUL		X	
347	BEE RESEARCH FACILITY	1634 GORTNER AVE	ST PAUL			X
302	BEEF CATTLE BARN	1920 BUFORD PLACE	ST PAUL	X		
489	BELL MUSEUM	2088 LARPENTEUR AVE W	ST PAUL			X
326	BEN POMEROY STUDENT-ALUMNI LEARNING	1964 FITCH AVENUE	ST PAUL	X		
411	BIOLOGICAL SCIENCES	1445 GORTNER AVENUE	ST PAUL		X	
414	BIOLOGICAL SCIENCES GREENHOUSE	1534 LINDIG STREET	ST PAUL		X	
334	BIOSYSTEMS AND AG ENGINEERING BUILD	1390 ECKLES AVENUE	ST PAUL	X		
429	BORLAUG HALL	1991 UPPER BUFORD CIRCLE	ST PAUL		X	
413	BOSS LABORATORY OF MEAT SCIENCE, A.	1354 ECKLES AVENUE	ST PAUL		X	
343	BOTANY FIELD HOUSE	2033 FOLWELL AVENUE	ST PAUL	X		
468	BREEDING HOUSE	1825 BUFORD PLACE	ST PAUL	X		
439	CARGILL BLDG-MICROBIAL & PLANT GENO	1500 GORTNER AVENUE	ST PAUL			X
332	CATTLE FEEDING SHED NO. 1	1894 BUFORD PLACE	ST PAUL	X		
333	CATTLE FEEDING SHED NO. 2	1896 BUFORD PLACE	ST PAUL	X		
396	CHRISTENSEN LABORATORY	1515 GORTNER AVENUE	ST PAUL		X	
322	COFFEY HALL	1420 ECKLES AVENUE	ST PAUL	X		
418	COMMONWEALTH TERRACE COMMUNITY CENT	1250 FIFIELD STREET	ST PAUL		X	
420	CONT EDUC & CONF CENTER - UNIV OF M	1890 BUFORD AVENUE	ST PAUL		X	

## Building Classification

### St Paul Campus Palette Assignments

BLD #	BUILDING NAME	ADDRESS	FACILITY MANAGEMENT DISTRICT	FINISH PALETTE ASSIGNMENT		
				HISTORIC	MODERN	CONTEMP
389	CROP RESEARCH BUILDING	1902 DUDLEY AVENUE	ST PAUL		X	
388	CROP SERVICE BUILDING	1895 HENDON AVENUE	ST PAUL		X	
482	CROSSROADS BUILDING (LEASED)	1670 DAN PATCH AVENUE	ST PAUL		X	
430	DAIRY CATTLE TEACHING AND RESEARCH	1478 FAIRVIEW AVENUE	ST PAUL		X	
390	DINING CENTER	2011 BUFORD AVENUE	ST PAUL		X	
487	DUDLEY BARN	1809 DUDLEY AVENUE	ST PAUL			X
438	ECOLOGY BUILDING	1987 UPPER BUFORD CIRCLE	ST PAUL		X	
335	ENGINEERING AND FISHERIES LABORATOR	1995 FITCH AVENUE	ST PAUL	X		
486	EQUINECENTER, LOUISE AND DOUG LEATHE	1801 DUDLEY AVENUE	ST PAUL			X
355	FARM CROPS FIELD HOUSE	1922 HENDON AVENUE	ST PAUL	X		
433	FIELD OPERATIONS BUILDING	1606 FAIRVIEW AVENUE	ST PAUL		X	
381	FOOD SCIENCE AND NUTRITION	1334 ECKLES AVENUE	ST PAUL		X	
434	GABBERT RAPTOR CENTER	1920 FITCH AVENUE	ST PAUL		X	
410	GORTNER LABORATORY	1479 GORTNER AVENUE	ST PAUL		X	
357	GREEN HALL	2005 UPPER BUFORD CIRCLE	ST PAUL	X		
0	HAECKER HALL	1364 ECKLES AVENUE	ST PAUL	X		
364	HAYES HALL	1509 GORTNER AVENUE	ST PAUL	X		
393	HODSON HALL	1980 FOLWELL AVENUE	ST PAUL		X	
351	HOG BARN NUMBER 3	1845 BUFORD AVENUE	ST PAUL	X		
387	KAUFERT LABORATORY	2004 FOLWELL AVENUE	ST PAUL		X	
417	LARGE ANIMAL HOLDING	1907 CARTER AVENUE	ST PAUL		X	
456	LARGE ANIMAL SHELTER	1907 CARTER AVENUE	ST PAUL		X	
426	LEARNING AND ENVIRONMENTAL SCIENCES	1954 BUFORD AVENUE	ST PAUL		X	
485	MAES/MDA PLANT GROWTH FACILITIES-EA	1907 DUDLEY AVENUE	ST PAUL			X
373	MAGRATH LIBRARY, C. PETER	1984 BUFORD AVENUE	ST PAUL		X	



## Building Classification

### St Paul Campus Palette Assignments

BLD #	BUILDING NAME	ADDRESS	FACILITY MANAGEMENT DISTRICT	FINISH PALETTE ASSIGNMENT		
				HISTORIC	MODERN	CONTEMP
338	MCNEAL HALL	1985 BUFORD AVENUE	ST PAUL	X		
436	MOLECULAR AND CELLULAR THERAPEUTICS	1900 FITCH AVENUE	ST PAUL		X	
391	NORTH CENTRAL FOREST EXP. STA. (USD	1992 FOLWELL AVENUE	ST PAUL		X	
372	PETERS HALL	1404 GORTNER AVENUE	ST PAUL		X	
370	PLANT GROWTH FACILITIES-WEST	1538 GORTNER AVENUE	ST PAUL	X		
415	PLANT GROWTH FACILITIES-WEST	1538 GORTNER AVENUE	ST PAUL		X	
432	PLANT GROWTH FACILITIES-WEST	1538 GORTNER AVENUE	ST PAUL		X	
369	PLANT GROWTH FACILITIES-WEST	1538 GORTNER AVENUE	ST PAUL			X
463	POULTRY TEACHING AND RESEARCH FACIL	1835 BUFORD PLACE	ST PAUL		X	
348	QUARANTINE BARN	1913 BUFORD PLACE	ST PAUL	X		
412	RUTTAN HALL	1994 BUFORD AVENUE	ST PAUL		X	
392	SHEEP RESEARCH	1794 DUDLEY AVENUE	ST PAUL		X	
437	SKOK HALL	2003 UPPER BUFORD CIRCLE	ST PAUL		X	
352	SNYDER HALL	1475 GORTNER AVENUE	ST PAUL	X		
382	SOIL SCIENCE	1529 GORTNER AVENUE	ST PAUL		X	
365	STAKMAN HALL	1519 GORTNER AVENUE	ST PAUL	X		
376	STUDENT CENTER	2017 BUFORD AVENUE	ST PAUL		X	
455	SWINE RESEARCH FACILITY	1850 BUFORD PLACE	ST PAUL		X	
435	TURF SHED	1604 FAIRVIEW AVENUE	ST PAUL		X	
385	VET DIAGNOSTIC LABORATORY	1333 GORTNER AVENUE	ST PAUL		X	
386	VETERINARY ISOLATION BUILDINGS	1346 GORTNER AVENUE	ST PAUL		X	
427	VETERINARY MEDICAL CENTER NORTH	1365 GORTNER AVENUE	ST PAUL		X	
371	VETERINARY MEDICAL CENTER SOUTH	1352 BOYD AVENUE	ST PAUL	X		
374	VETERINARY SCIENCE	1971 COMMONWEALTH AVENUE	ST PAUL		X	



# Building Classification

Example-Historic


APPLEBY HALL



ARMORY



BURTON HALL



FOLWELL HALL



# Building Classification

Example-Historic


JACKSON HALL



LIND HALL



MORRILL HALL




SMITH HALL



# Building Classification

Example-Modern

717 DELAWARE STREET SE



BLEGEN HALL



CIVIL ENGINEERING BUILDING




COFFMAN MEMORIAL UNION




# Building Classification

Example-Modern

DONHOWE BUILDING




EDUCATION SCIENCES BUILDING



ELLIOTT HALL



FORD HALL



Building Classification

Example-Modern

KENNETH H. KELLER HALL



MALCOM MOOS HEALTH SCIENCES TOWER



NILS HASSELMO HALL




WALTER F. MONDALE HALL



# Building Classification

Example-Contemporary


CANCER & CARDIOVASCULAR  
RESEARCH BUILDING



HERBERT M. HANSON JR  
HALL



MHEALTH CLINICS AND  
SURGERY CENTER





# Building Classification

Example-Contemporary

PHYSICS AND  
NANOTECHNOLOGY  
BUILDING



ROBERT H. BRUJINKS  
HALL




WALLIN MEDICAL  
BIOSCIENCES BUILDING



REGIS CENTER  
FOR ART





\*Wall BASE & door FRAME are to match. Alternate option for frame only, may be a UMN NEUTRAL paint.

UMN ACCENT paints are to be used for 1-2 walls per room.

**CARPET**

CPT-01  
Bentley Mills  
Pattern: History Notes 4RIT2-0221K  
Color: Solid 411480  
Size/Install: 24x24, Ashlar

CPT-30  
Shaw Contract  
Pattern: Diffuse 59575  
Color: Magnetic Fields 75505  
Size/Install: 24x24, Quarter Turn

CPT-27  
Milliken  
Pattern: Ghost Artist Façade  
Color: Obscura FAC13-118  
Size/Install: 20 x 20, Monolithic

CPT-03  
Bentley Mills  
Pattern: Multiplay II 6AMYT40221K  
Color: Ping 400058  
Size/Install: 24x24, Ashlar

**RESILIENT FLOORING**

RF-06  
Mannington  
Pattern: Spacia Xpress  
Abstract  
Color: Satin Weave  
SS5A3805  
Size: 18x18  
2.5mm Thick

RF-02  
Mannington  
Pattern: Amtico Signature  
Express  
Color: Shibori Jasmine  
AROW7800  
Size: 7x48  
2.5mm Thick

VB-01  
Tarkett  
Johnsonite  
48 Grey  
**BASE & FRAME**

VB-03  
Tarkett  
Johnsonite  
283 Toast

**ACCENT PAINT**

PT-19  
Silver Gray  
2131-60

PT-18  
Nimbus Grey  
2131-50

PT-16  
Birmingham Cream  
164

PT-24  
Peacock Feathers  
724

UMN Neutral  
Paint Colors

PT-22  
Steel Wool  
2121-20

**CABINETRY**

PL-08  
Formica  
Pattern: Twill with Matte Finish  
Color: White Twill 9285-58

**COUNTERTOP**

SS-03  
DuPont Corian  
Deep Space

PL-03  
Panoram Nevamar  
Pattern: Textured  
Color: Silver Alu Metalx MXT003T


SS-04  
DuPont Corian  
Antarctica

## Palettes


### HISTORIC-A Carpet Installation Photos *(Demonstrates Pattern Not Color)*




CPT-01 SOLID




CPT-30 MAGENTIC FIELDS



CPT-27 OBSCURA




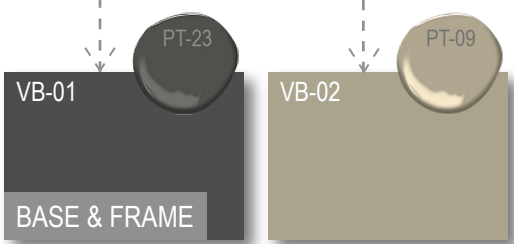

CPT-03 PING



RF-06 SATIN WEAVE



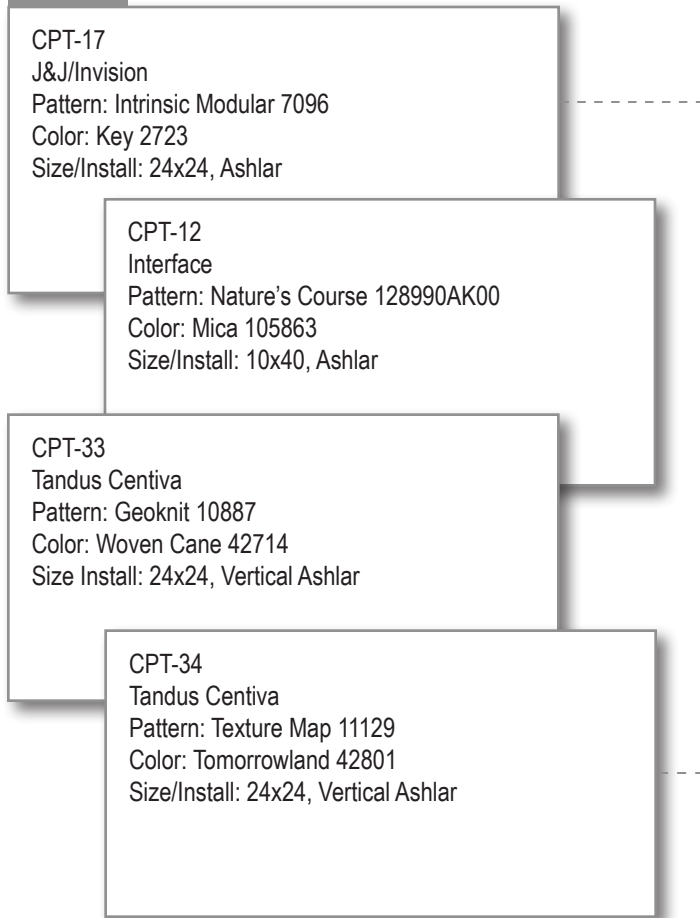
RF-02 SHIBORI JASMINE



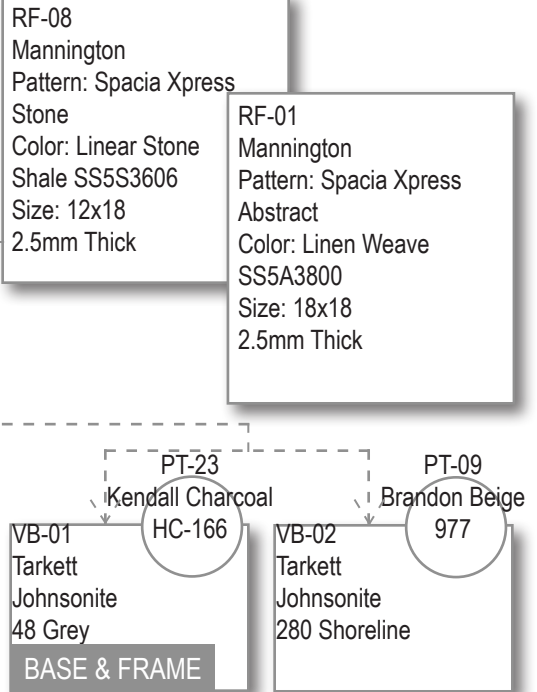
\*Wall BASE & door FRAME are to match. Alternate option for frame only, may be a UMN NEUTRAL paint.

UMN ACCENT paints are to be used for 1-2 walls per room.


**CARPET**



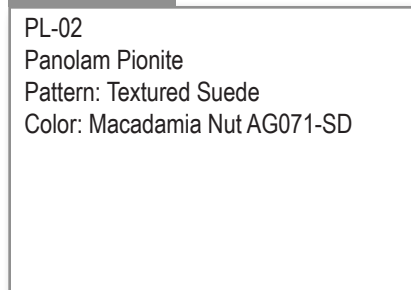
**RESILIENT FLOORING**



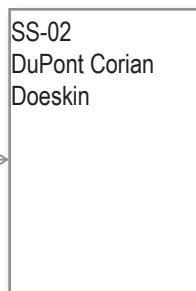
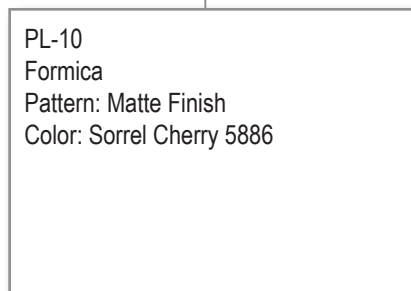
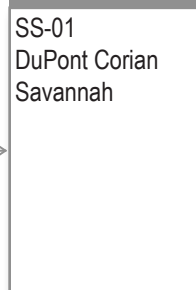
**ACCENT PAINT**



**CABINETRY**



**COUNTERTOP**



**Palettes**  
HISTORIC-B  
Carpet Installation Photos  
*(Demonstrates Pattern Not Color)*




CPT-17 KEY



CPT-12 MICA



CPT-33 WOVEN CANE




CPT-34 TEXTURE MAP, TOMORROWLAND



RF-08 LINEAR STONE SHALE



RF-01 LINEN WEAVE

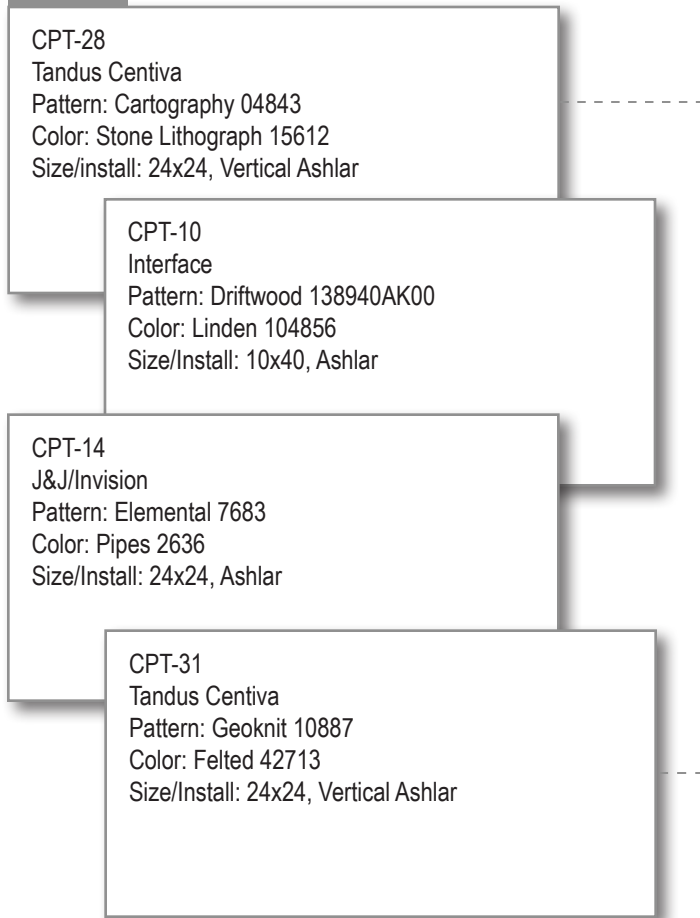


\*Wall BASE & door FRAME are to match. Alternate option for frame only, may be a UMN NEUTRAL paint.

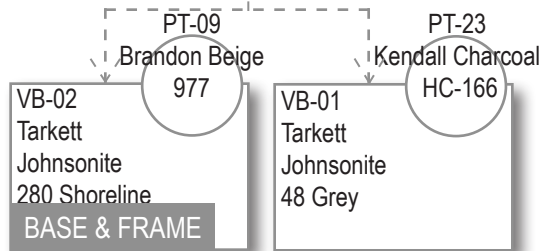
UMN ACCENT paints are to be used for 1-2 walls per room.




**CARPET**



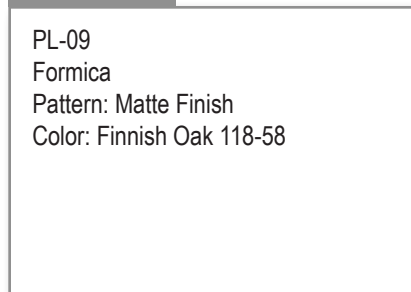
**RESILIENT FLOORING**



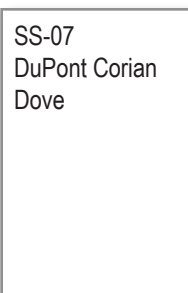
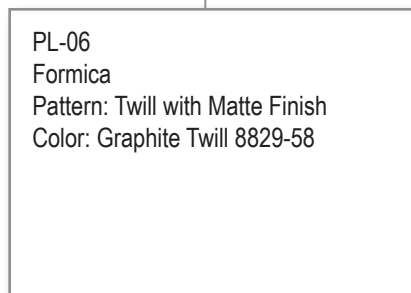
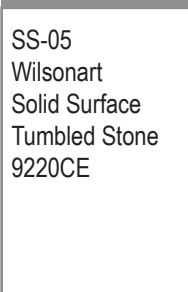
**ACCENT PAINT**



**CABINETRY**




**COUNTERTOP**



**Palettes**  
**HISTORIC-C**  
**Carpet Installation Photos**  
*(Demonstrates Pattern Not Color)*

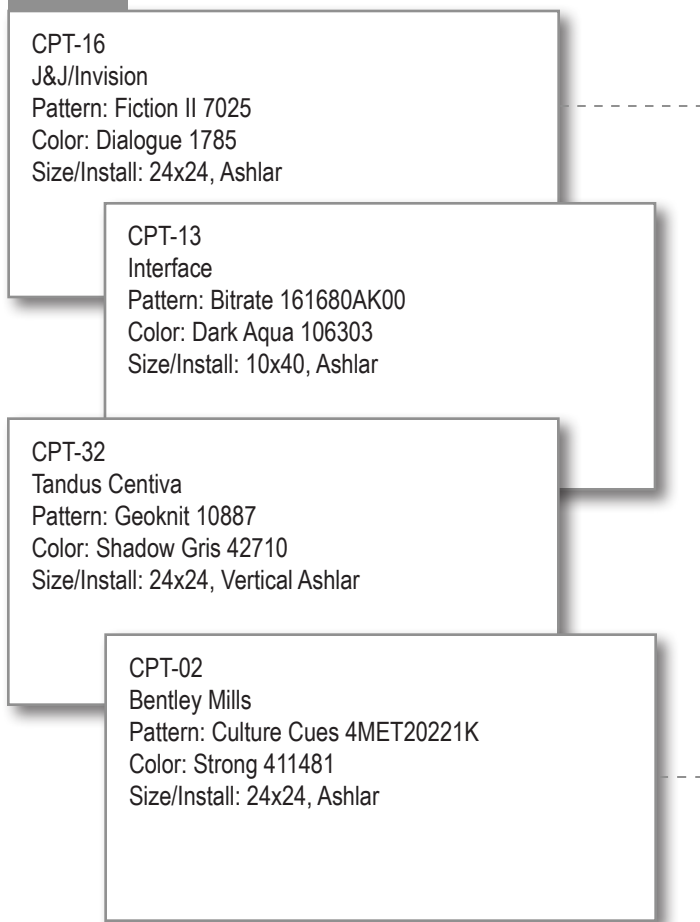




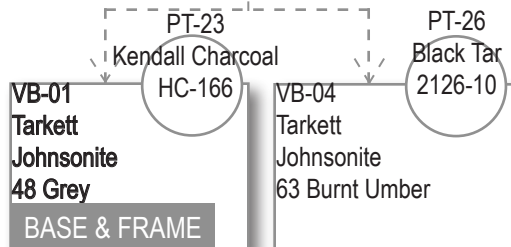
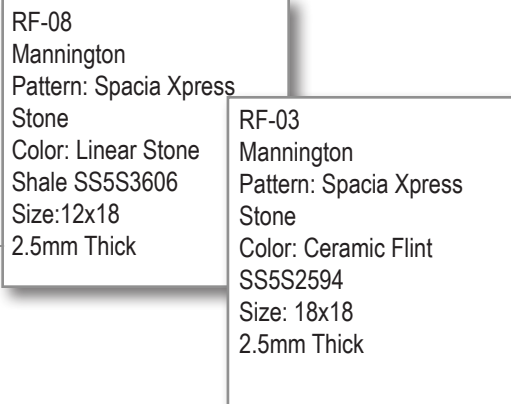
\*Wall BASE & door FRAME are to match. Alternate option for frame only, may be a UMN NEUTRAL paint.

UMN ACCENT paints are to be used for 1-2 walls per room.

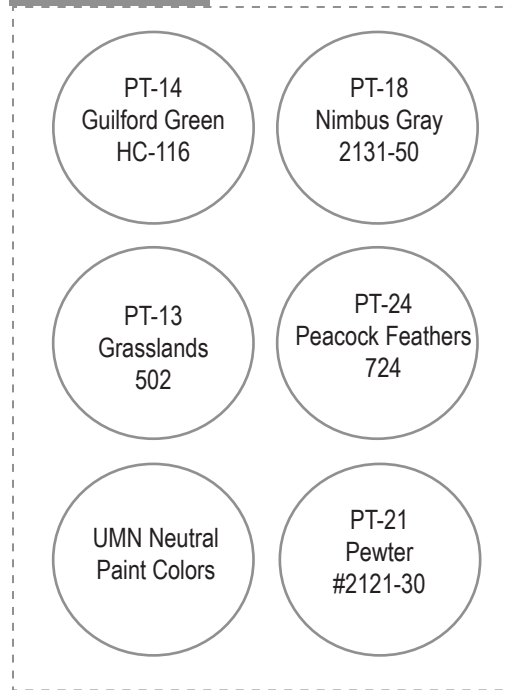
CARPET



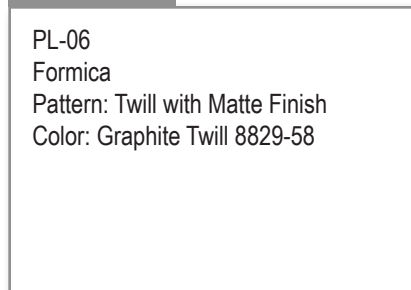
RESILIENT FLOORING



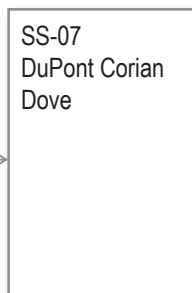
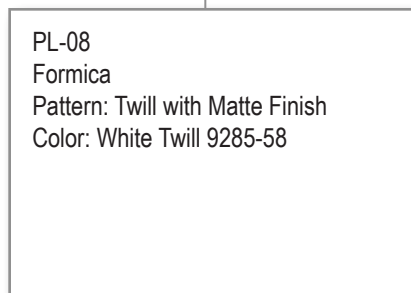
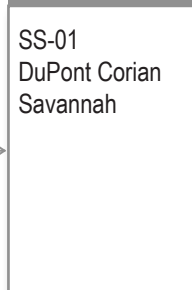
ACCENT PAINT



CABINETRY



COUNTERTOP



## Palettes

### Modern-A Carpet Installation Photos (Demonstrates Pattern Not Color)



CPT-16 DIALOGUE



CPT-13 DARK AQUA



CPT-32 SHADOW GRIS




CPT-02 STRONG



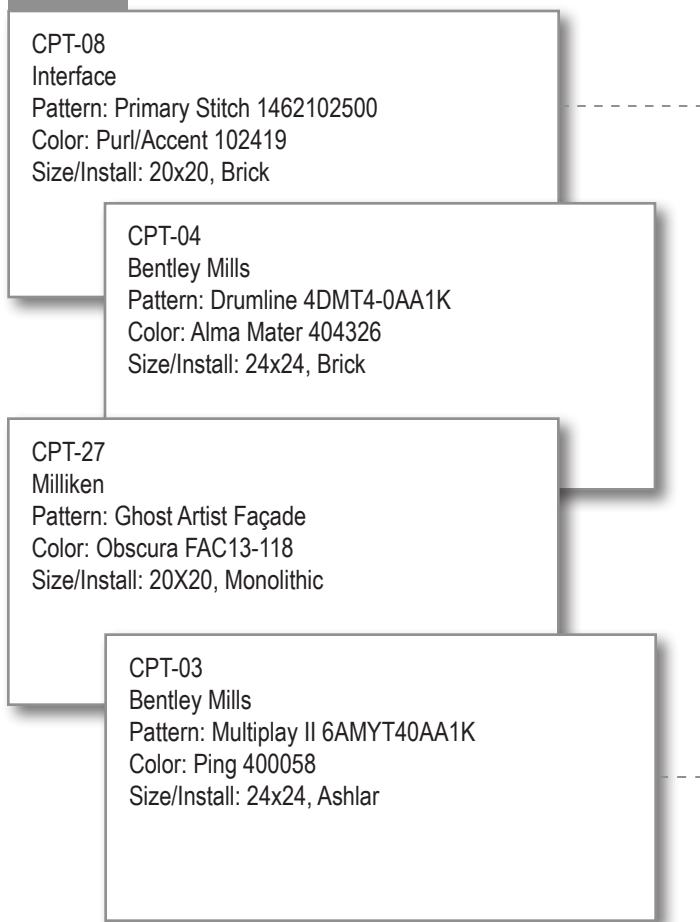
RF-08 LINEAR STONE SHALE



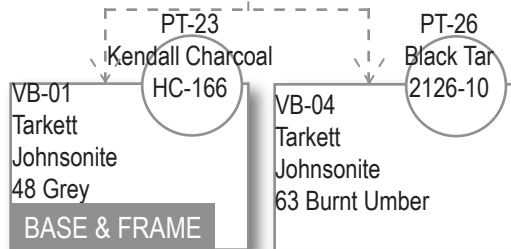
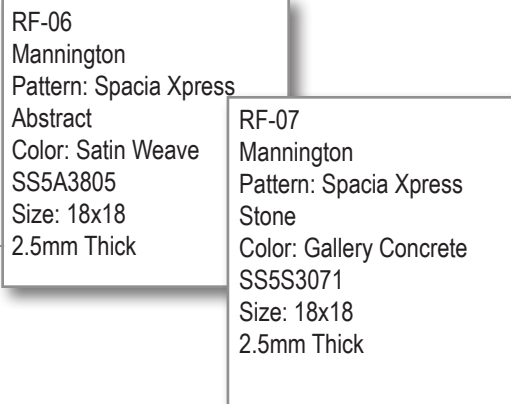
RF-03 CERAMIC FLINT



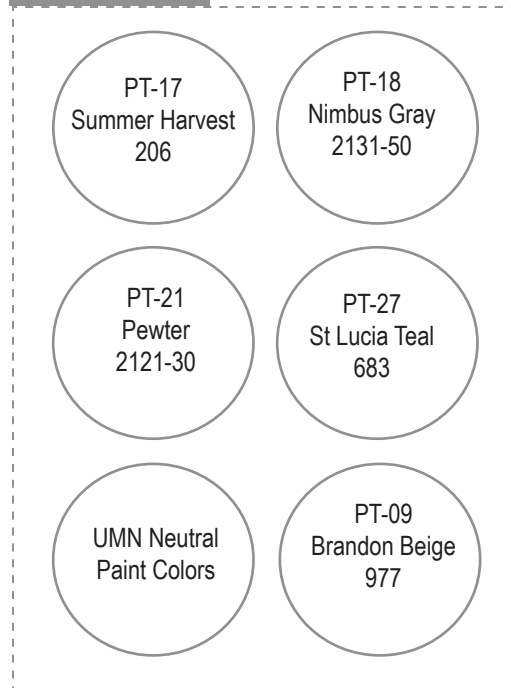
CARPET



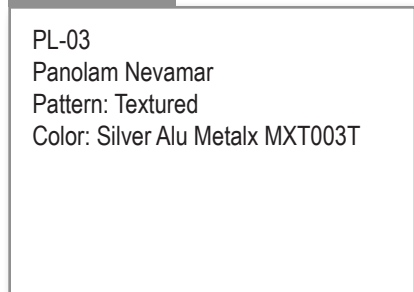
RESILIENT FLOORING



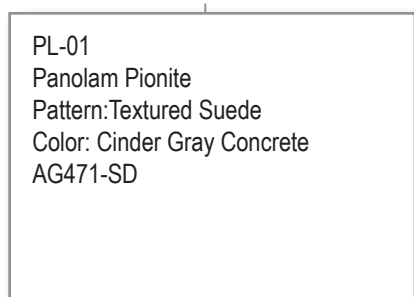
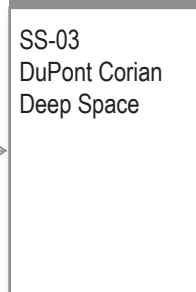
ACCENT PAINT



CABINETRY




COUNTERTOP



**Palettes**  
Modern-B

Carpet Installation Photos  
*(Demonstrates Pattern Not Color)*



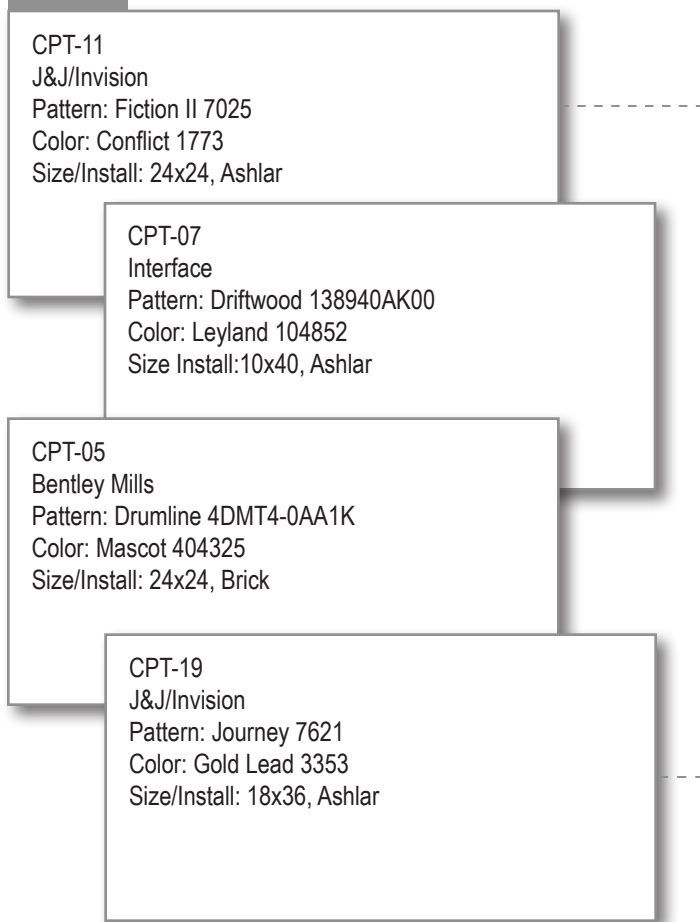




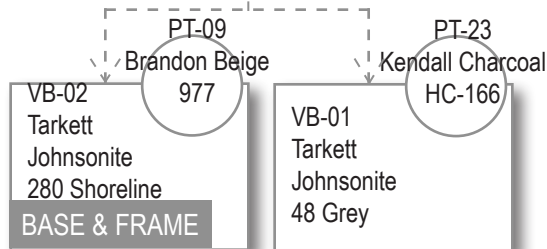
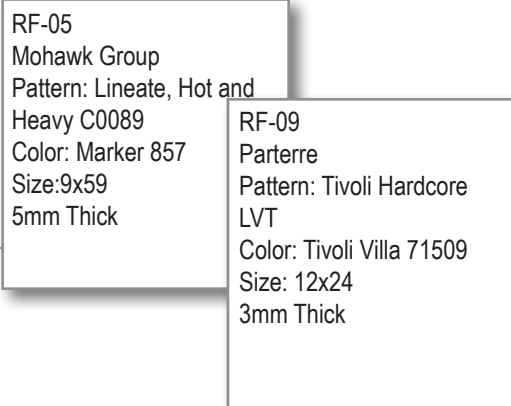
\*Wall BASE & door FRAME are to match. Alternate option for frame only, may be a UMN NEUTRAL paint.

UMN ACCENT paints are to be used for 1-2 walls per room.

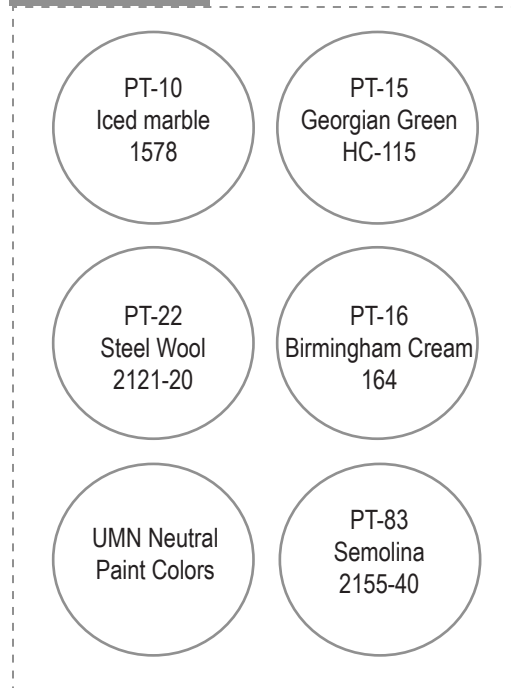
CARPET



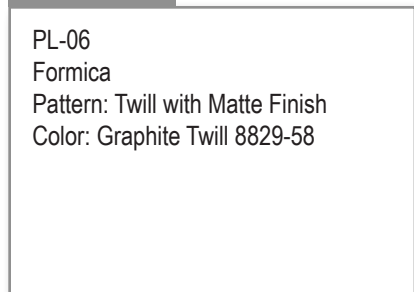
RESILIENT FLOORING




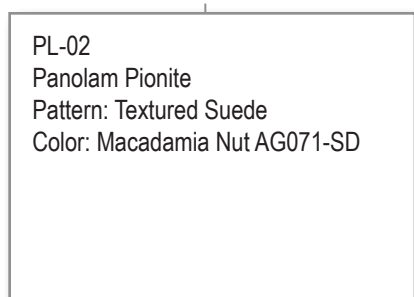
ACCENT PAINT



CABINETRY




COUNTERTOP



**Palettes**  
Modern-C  
Carpet Installation Photos  
*(Demonstrates Pattern Not Color)*

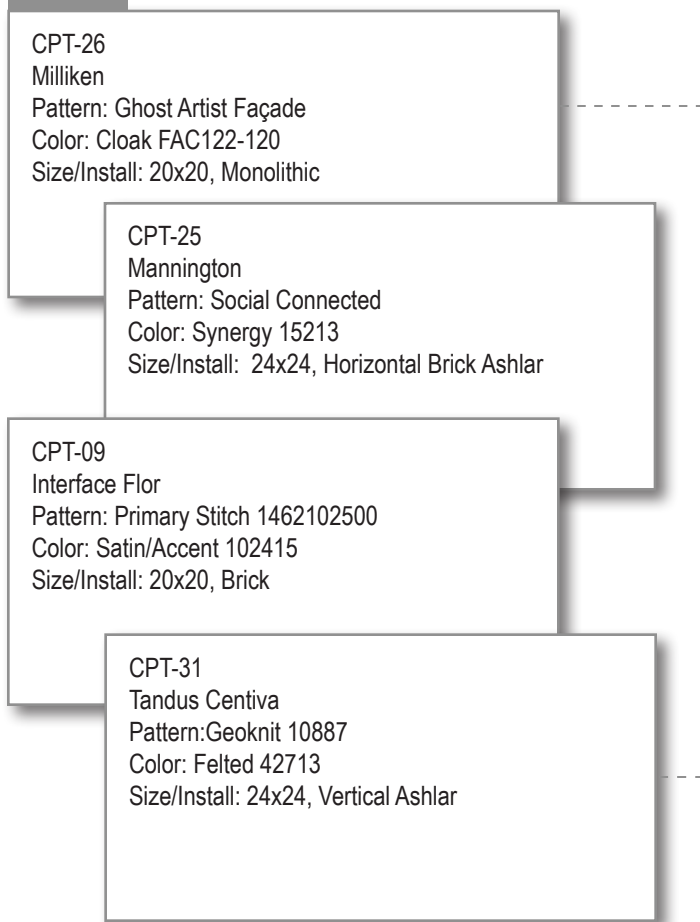




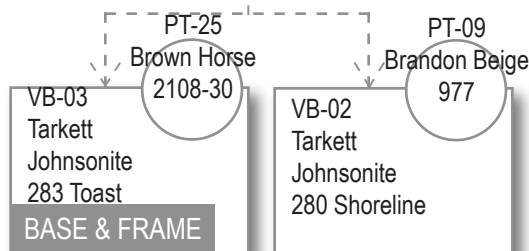
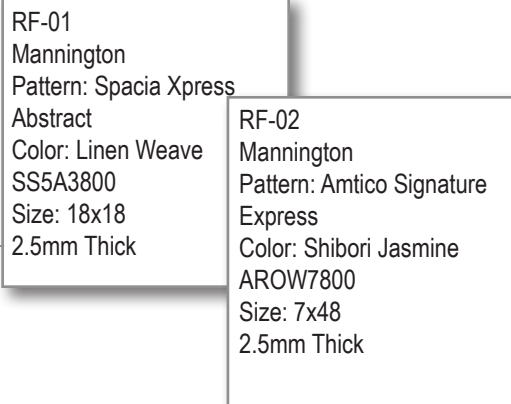
\*Wall BASE & door FRAME are to match. Alternate option for frame only, may be a UMN NEUTRAL paint.

UMN **Accent** paints are to be used for 1-2 walls per room.

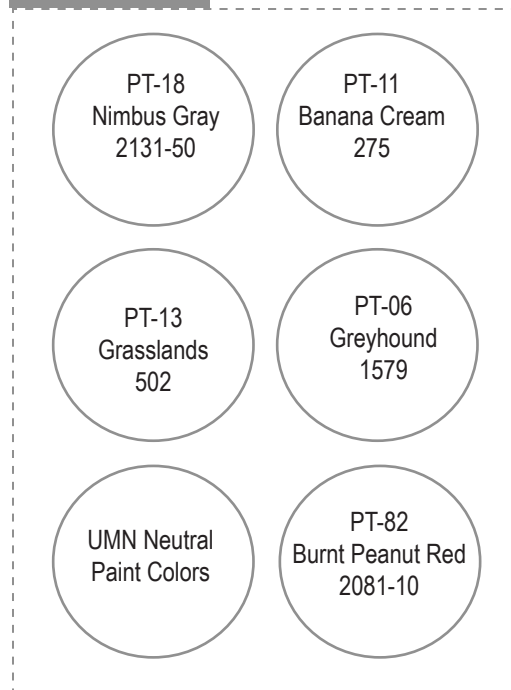
CARPET



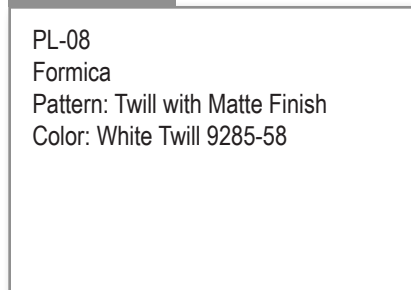
RESILIENT FLOORING



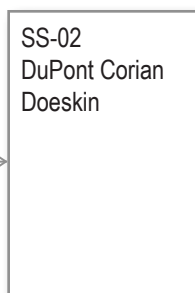
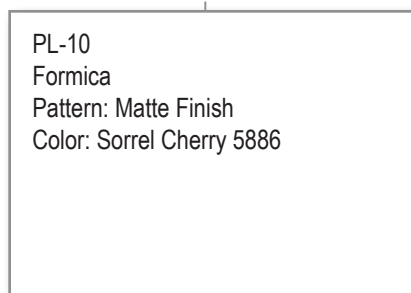
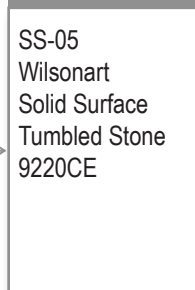
ACCENT PAINT




CABINETRY




COUNTERTOP



**Palettes**  
Modern-D  
Carpet Installation Photos  
*(Demonstrates Pattern Not Color)*

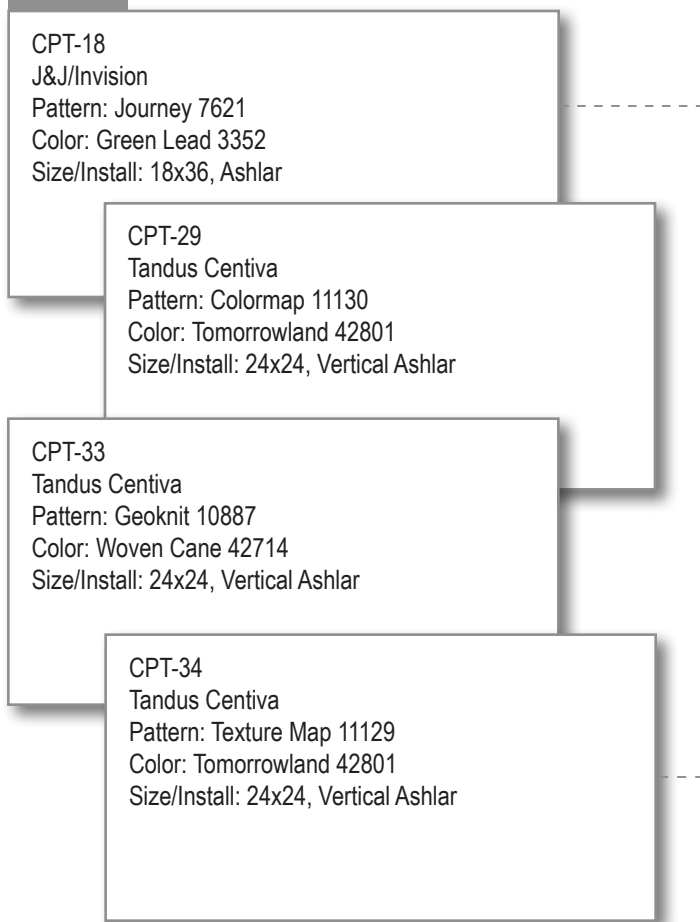




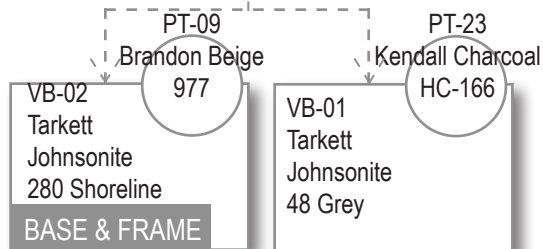
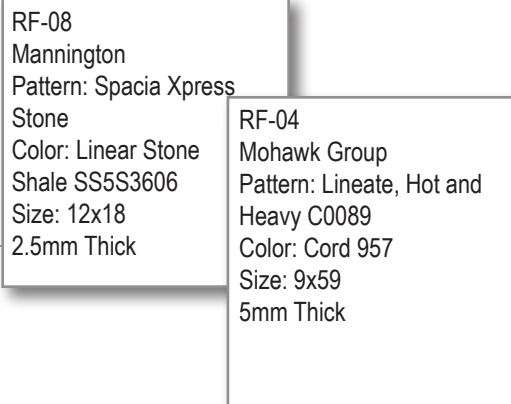
\*Wall BASE & door FRAME are to match. Alternate option for frame only, may be a UMN NEUTRAL paint.

UMN ACCENT paints are to be used for 1-2 walls per room.

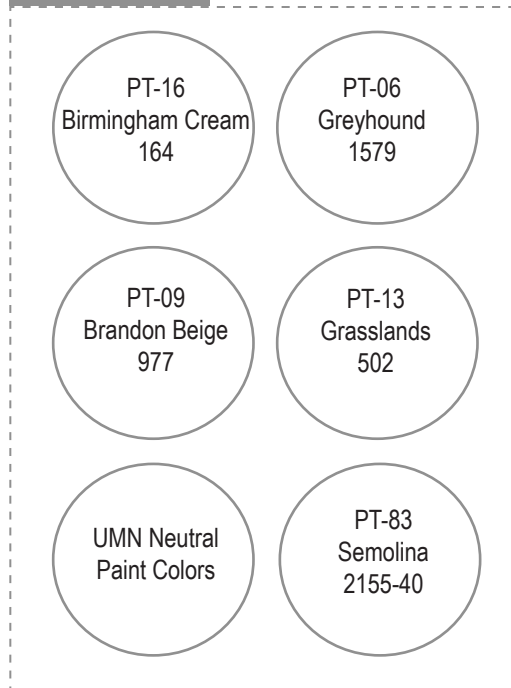
CARPET



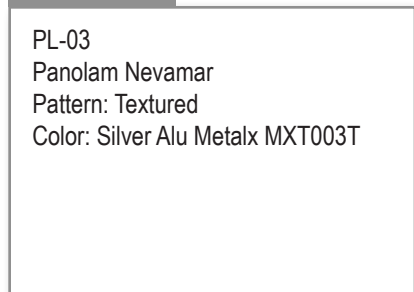
RESILIENT FLOORING



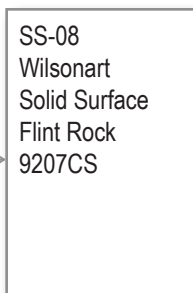
ACCENT PAINT



CABINETRY



COUNTERTOP





**Palettes**


**Modern-E**

**Carpet Installation Photos**

*(Demonstrates Pattern Not Color)*



CPT-18 GREEN LEAD



CPT-29 COLORMAP, TOMORROWLAND




CPT-33 WOVEN CANE



CPT-34 TEXTUREMAP, TOMORROWLAND


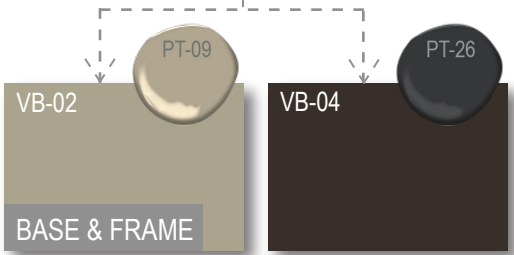




RF-08 LINEAR STONE SHALE



RF-04 CORD

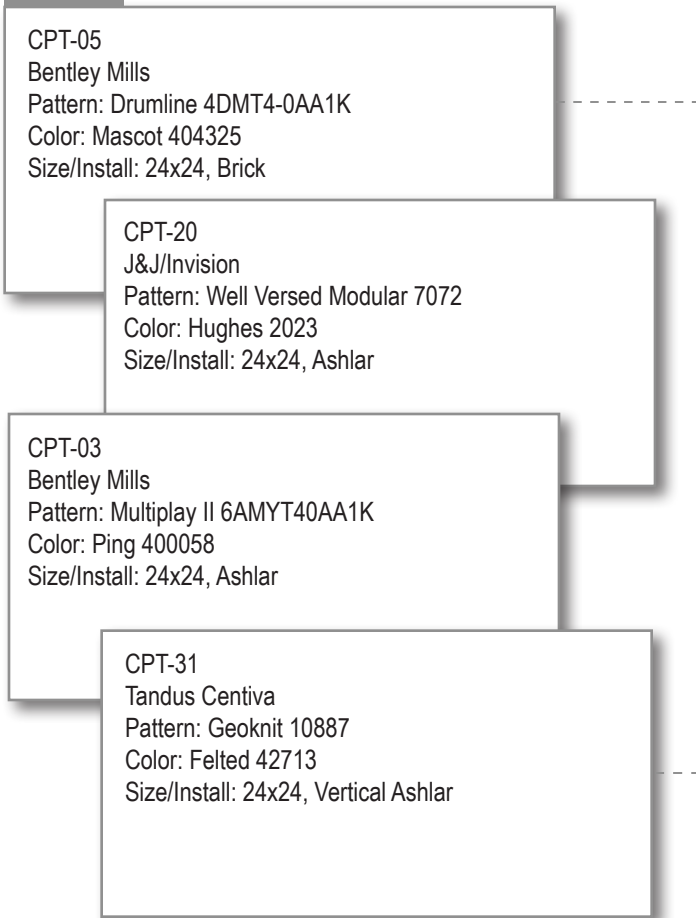
**Palettes**  
CONTEMPORARY-A



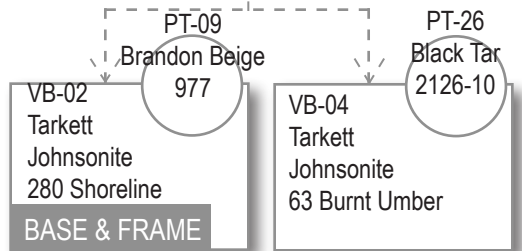
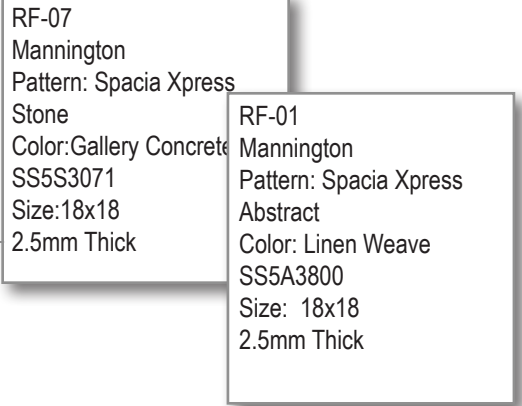
\*Wall BASE & door FRAME are to match. Alternate option for frame only, may be a UMN NEUTRAL paint.

UMN ACCENT paints are to be used for 1-2 walls per room.

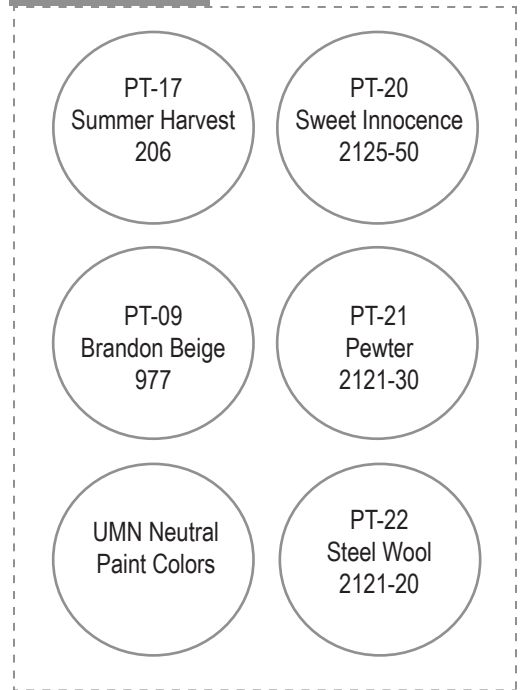
CARPET



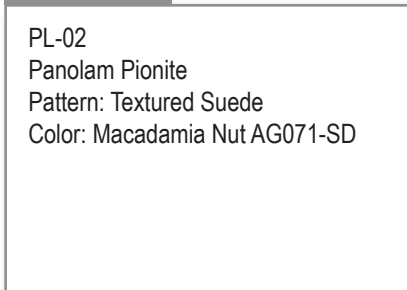
RESILIENT FLOORING



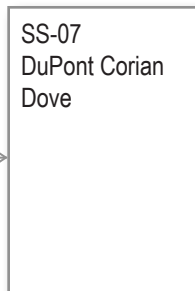
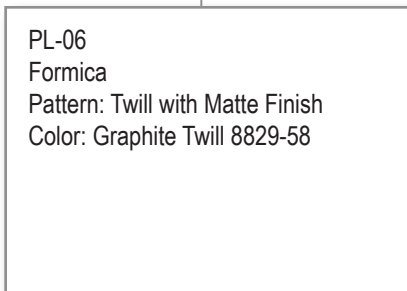
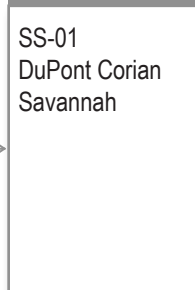
ACCENT PAINT



CABINETRY



COUNTERTOP



**Palettes**  
CONTEMPORARY-A  
Carpet Installation Photos  
*(Demonstrates Pattern Not Color)*



CPT-05 MASCOT



CPT-20 HUGHES



CPT-03 PING



CPT-31 FELTED


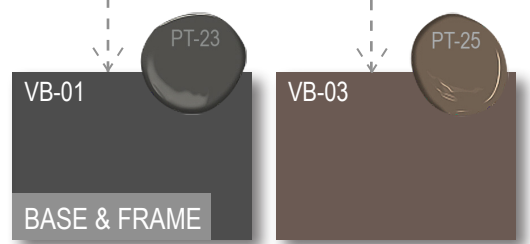



RF-07 GALLERY CONCRETE



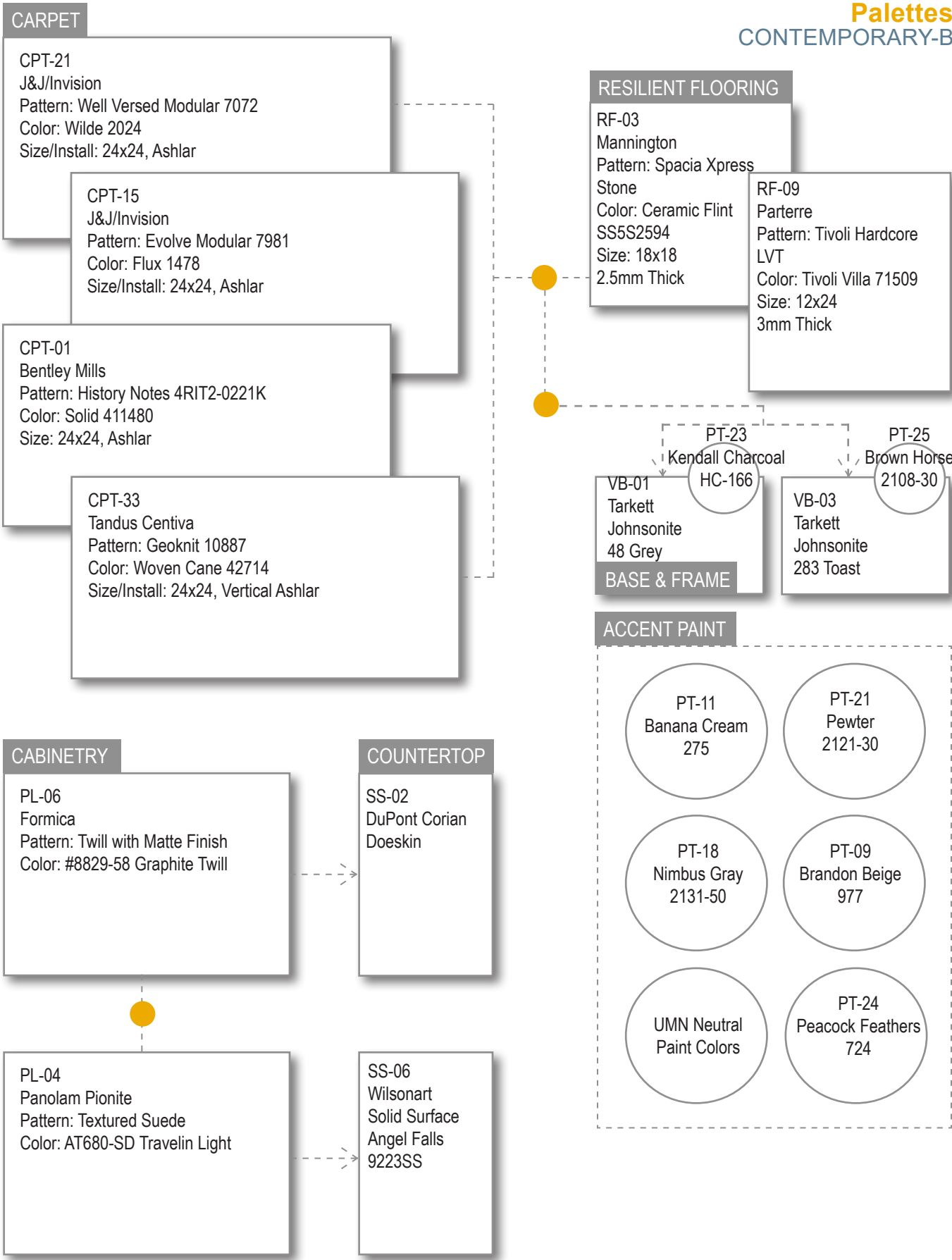
RF-01 LINEN WEAVE

# Palettes CONTEMPORARY-B



\*Wall BASE and door FRAME are to match. Alternate option for frame color only, may be a UMN NEUTRAL paint.

\*UMN ACCENT paints are to be used for 1-2 walls per room.



## Palettes


### CONTEMPORARY-B Carpet Installation Photos *(Demonstrates Pattern Not Color)*



CPT-21 WILDE



CPT-15 FLUX



CPT-01 SOLID



CPT-33 WOVEN CANE

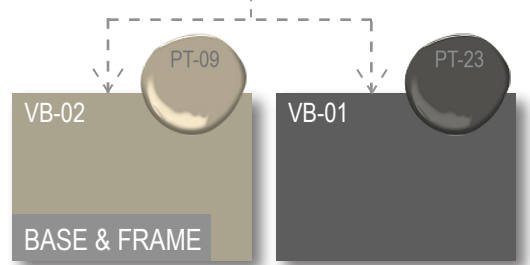



RF-03 CERAMIC FLINT



RF-09 TIVOLI VILLA

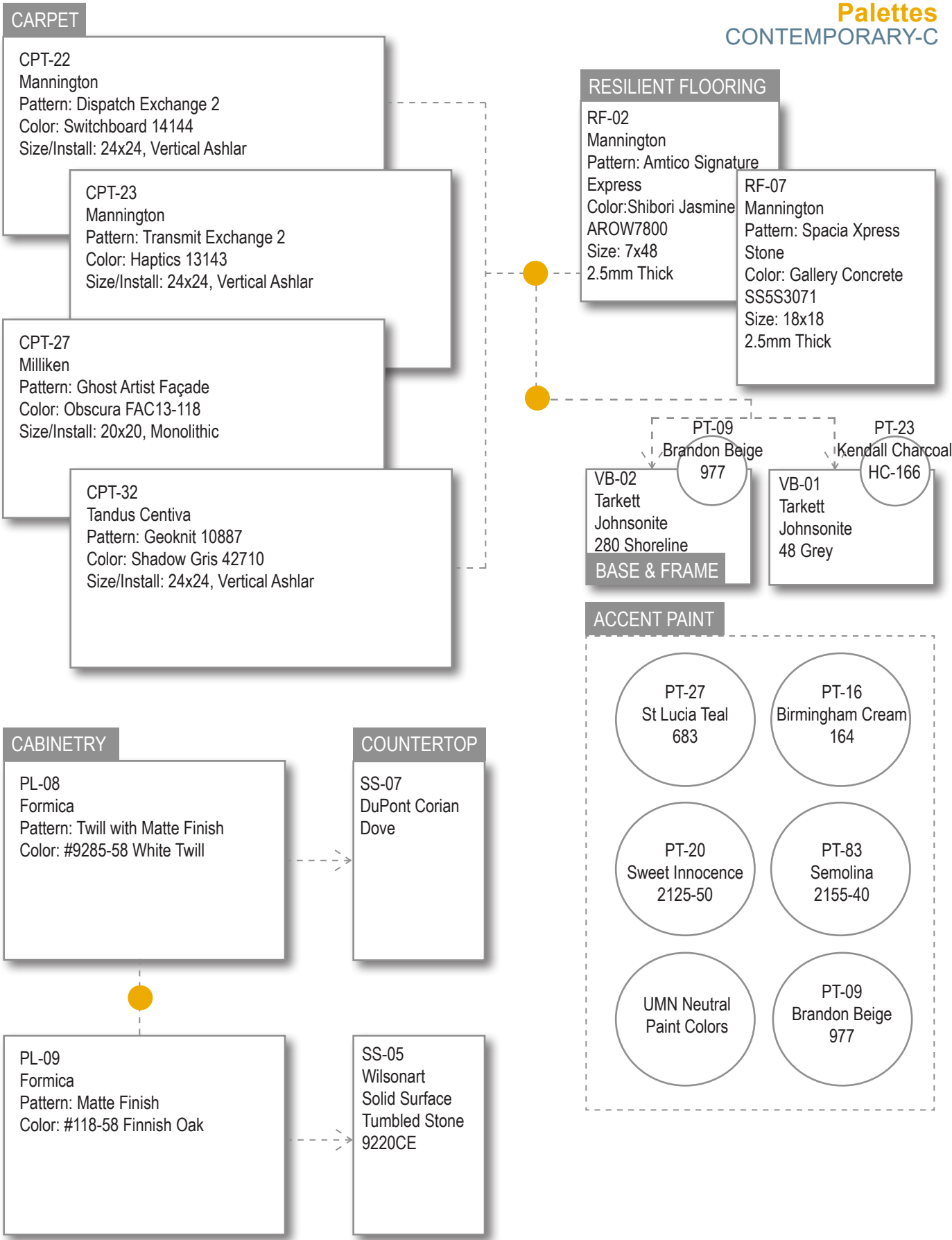
# Palettes CONTEMPORARY-C



\*Wall BASE & door FRAME are to match. Alternate option for frame only, may be a UMN NEUTRAL paint.


UMN ACCENT paints are to be used for 1-2 walls per room.





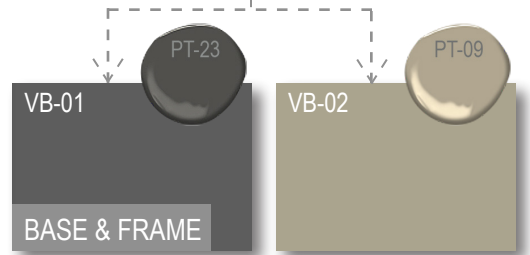



## Palettes

### CONTEMPORARY-C Carpet Installation Photos *(Demonstrates Pattern Not Color)*



**Palettes**  
SCHOOL COLORS -GOLD



\*Wall BASE & door FRAME are to match. Alternate option for frame only, may be a UMN NEUTRAL paint.

UMN ACCENT paints are to be used for 1-2 walls per room.

CARPET

**CPT-05**  
Bentley Mills  
Pattern: Drumline 4DMT4-0AA1K  
Color: Mascot 404325  
Size/Install: 24x24, Brick

**CPT-19**  
J&J/Invision  
Pattern: Journey 7621  
Color: Gold Lead 3353  
Size/Install: 18x36, Ashlar

**CPT-24**  
Mannington  
Pattern: Social Connected  
Color: Linked 14199  
Size/Install: 24x24, Horiz Brick Ashlar

**CPT-36**  
Shaw Contract  
Pattern: Landing Edge 5T375  
Color: Opulent Earth 71225  
Size/Install: 18x36, Brick

RESILIENT FLOORING

**RF-08**  
Mannington  
Pattern: Spacia Xpress  
Stone  
Color: Linear Stone  
Shale SS5S3606  
Size: 12x18  
2.5mm Thick

**RF-06**  
Mannington  
Pattern: Spacia Express  
Abstract  
Color: Satin Weave  
SS5A3805  
Size: 18x18  
2.5mm Thick

**VB-01**  
Tarkett  
Johnsonite  
48 Grey  
**BASE & FRAME**

**VB-02**  
Tarkett  
Johnsonite  
280 Shoreline

**PT-23**  
Kendall Charcoal  
**HC-166**

**PT-09**  
Brandon Beige  
977

ACCENT PAINT

**PT-17**  
Summer Harvest  
206

**PT-83**  
Semolina  
2155-40

**UMN Neutral**  
Paint Colors

**PT-81**  
Yellow Marigold  
2155-30

**PT-82**  
Burnt Peanut Red  
2081-10

CABINETRY

**PL-03**  
Panoram Nevamar  
Pattern: Textured  
Color: Silver Alu Metalx MXT003T

**PL-09**  
Formica  
Pattern: Matte Finish  
Color: Finnish Oak 118-58


COUNTERTOP


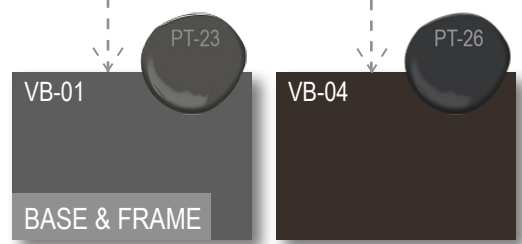


**SS-08**  
Wilsonart  
Solid Surface  
Flint Rock  
9207CS

**SS-05**  
Wilsonart  
Solid Surface  
Tumbled Stone  
9220CE

Palettes

SCHOOL COLORS -GOLD  
Carpet Installation Photos  
(Demonstrates Pattern not Color)

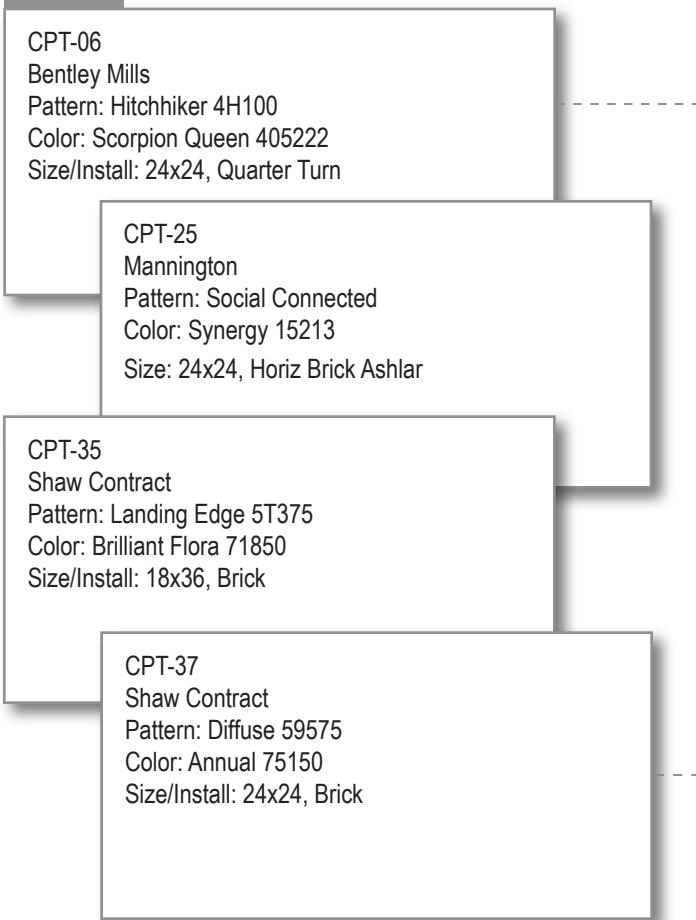




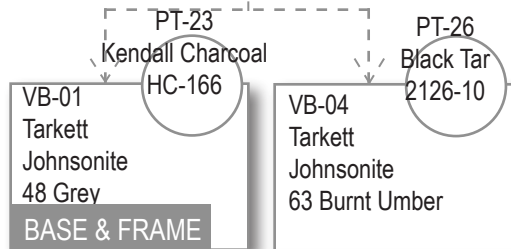
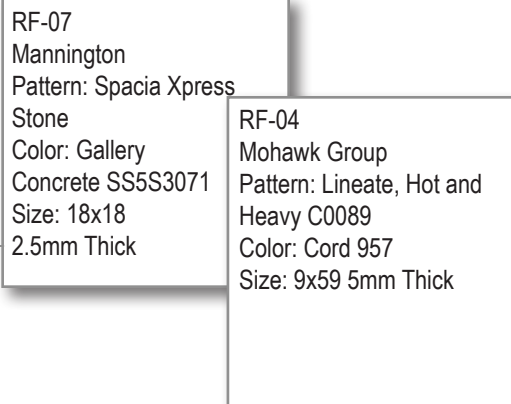
\*Wall BASE & door FRAME are to match. Alternate option for frame only, may be a UMN NEUTRAL paint.

UMN ACCENT paints are to be used for 1-2 walls per room.


CARPET



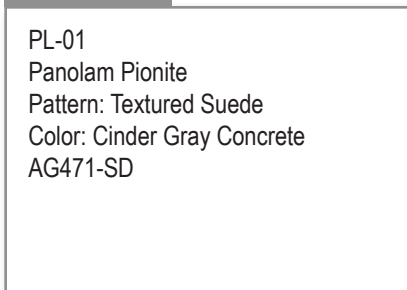
RESILIENT FLOORING



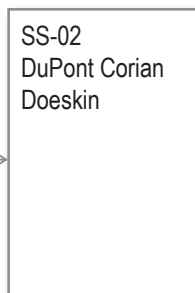
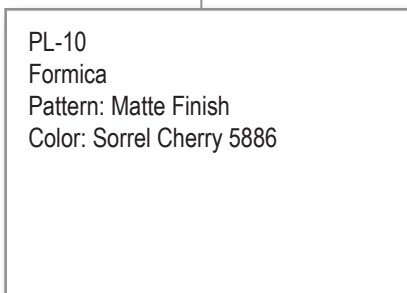
ACCENT PAINT



CABINETRY






COUNTERTOP



## Palettes


### SCHOOL COLORS -MAROON Carpet Installation Photos *(Demonstrates Pattern Not Color)*






## Guideline Details


- University of Minnesota **Official Standard Color Paints** include:
  - 8 neutral colors
  - 16 accent colors
  - 4 door/ window frame colors
  - 4 school colors
- **Painting of rooms** to be generally prescribed as:
  - 3 walls: 1 neutral color
  - 1 wall: 1 accent color
- **Reference the appendix** for hard ceiling paint color, matching wall protection products/colors, detailed information on floor products and manufacturer reps.
- **Hollow metal door frames** and the **interior side of painted exterior window frames** will be semigloss alkyd paint in the following options:
  - a standard neutral color paint,
  - or
  - one of 4 door/window frame paints
- **Metal exterior window frames** to remain existing
- **Acoustic lay in ceiling** must match Facilities Management's respective building standard tile or upgraded product to accommodate Facilities Management District's building inventory needs.
- Each **building's predominant architectural wood tone** (primarily doors/frames, built-ins, etc.) must be retained.
- **Building occupants are not to select wood finishes for architectural elements.** They may provide a variation of wood tone through department purchased furniture.
- University Design teams or consultants cannot change **predominant architectural wood tones for doors, frames, public area millwork, etc.** unless approved by the University Architect through the exceptions process.
- **Building standard architectural hardware** cannot be changed from original building style and finish unless approved by the University Architect through the exceptions process.
- **Building elevators** are to be finished in a combination of building architectural wood tone laminate, brushed stainless reveals and hand rails. Laminate panels trimmed with top and bottom U-channels. Floors in standard rubber resilient floor product or secondary walk-off carpet tile.
- **NON-STANDARD FINISHES** must be submitted on line through Capital Project Management. Link access through the *Capital Project Management website, BUILDING STANDARDS FORMS*. Requests will be assessed and reviewed in conjunction with the University Architect.




CPT-01  
Bentley Mills  
Pattern: History Notes 4RIT2-0221K  
Color: Solid 411480  
Size/Install: 24x24, Ashlar



CPT-02  
Bentley Mills  
Pattern: Culture Cues 4MET20221K  
Color: Strong 411481  
Size/Install: 24x24 Ashlar




CPT-03  
Bentley Mills  
Pattern: Multiplay II 6AMYT40AA1K  
Color: Ping 400058  
Size/Install: 24x24, Ashlar



CPT-04  
Bentley Mills  
Pattern: Drumline 4DMT4-0AA1K  
Color: Alma Mater  
Size/Install: 24x24 Brick




CPT-05  
Bentley Mills  
Pattern: Drumline 4DMT4-0AA1K  
Color: Mascot 404325  
Size/Install: 24x24 Brick




CPT-06  
Bentley Mills  
Pattern: Dry Lake 4DLT6-0221K  
Color: Scorpion Queen 402028  
Size/Install: 24x24 Random




CPT-07  
Interface  
Pattern: Driftwood 138940AK00  
Color: Leyland 104852  
Size/Install: 10x40 Ashlar




CPT-08  
Interface  
Pattern: Primary Stitch 1462102500  
Color: Purl/Accent 102419  
Size/Install: 20x20 Brick



CPT-09  
Interface  
Pattern: Primary Stitch 1462102500  
Color: Satin/Accent 102415  
Size/Install: 20x20 Brick




CPT-10  
Interface  
Pattern: Driftwood 138940AK00  
Color: Linden 104856  
Size/Install: 10x40 Ashlar



CPT-11  
J&J Invision  
Pattern: Fiction II 7025  
Color: Conflict 1773  
Size/Install: 24x24 Ashlar




CPT-12  
Interface  
Pattern: Nature's Course 128990AK00  
Color: Mica 105863  
Size/Install: 10x40 Ashlar



CPT-13  
Interface  
Pattern: Bitrate 161680AK00  
Color: Dark Aqua 106303  
Size/Install: 10x40 Ashlar



CPT-14  
J&J Invision  
Pattern: Elemental 7683  
Color: Pipes 2636  
Size/Install: 24x24 Ashlar



CPT-15  
J&J Invision  
Pattern: Evolve Modular 7981  
Color: Flux 1478  
Size/Install: 24x24 Ashlar



CPT-16  
J&J Invision  
Pattern: Fiction II 7025  
Color: Dialogue 1785  
Size/Install: 24x24 Ashlar




CPT-17  
J&J Invision  
Pattern: Intrinsic Modular 7096  
Color: Key 2723  
Size/Install: 24x24 Ashlar



CPT-18  
J&J Invision  
Pattern: Journey 7621  
Color: Green Lead 3352  
Size/Install: 18x36 Ashlar




CPT-19  
J&J Invision  
Pattern: Journey 7621  
Color: Gold Lead 3363  
Size/Install: 18x36 Ashlar




CPT-20  
J&J Invision  
Pattern: Well Versed Modular 7072  
Color: Hughes 2023  
Size/Install: 24x24 Ashlar



CPT-21  
J&J Invision  
Pattern: Well Versed Modular 7072  
Color: Wilde 2024  
Size/Install: 24x24 Ashlar



CPT-22  
Mannington Commercial  
Pattern: Dispatch Exchange 2  
Color: Switchboard 14144  
Size/Install: Vertical Ashlar



CPT-23  
Mannington Commercial  
Pattern: Transmit Exchange 2  
Color: Haptics 13143  
Size/Install: Vertical Ashlar



CPT-24  
Mannington Commercial  
Pattern: Social Connected  
Color: Linked 14199  
Size/Install: Horizontal Brick Ashlar




CPT-25  
Mannington Commercial  
Pattern: Social Connected  
Color: Synergy 15213  
Size/Install: Horizontal Brick Ashlar




CPT-26  
Milliken Flooring  
Pattern: Ghost Artist Façade  
Color: Cloak FAC122-120  
Size/Install: 20x20 Monolithic




CPT-27  
Milliken Flooring  
Pattern: Ghost Artist Façade  
Color: Obscura FAC13-118  
Size/Install: 20x20 Monolithic




CPT-28  
Tandus Centiva  
Pattern: Cartography 04843  
Color: Stone Lithograph 15612  
Size/install: 24x24 Vertical Ashlar




CPT-29  
Tandus Centiva  
Pattern: Colormap 11130  
Color: Tomorrowland 42801  
Size/Install: 24x24 Vertical Ashlar




CPT-30  
Shaw Contract  
Pattern: Diffuse 59575  
Color: Magnetic Fields 75505  
Size/Install: 24x24 Quarter Turn




CPT-31  
Tandus Centiva  
Pattern: Geoknit 10887  
Color: Felted 42713  
Size/Install: 24x24 Vertical Ashlar




CPT-32  
Tandus Centiva  
Pattern: Geoknit 10887  
Color: Shadow Gris 42710  
Size/Install: 24x24 Vertical Ashlar



CPT-33  
Tandus Centiva  
Pattern: Geoknit 10887  
Color: Woven Cane 42714  
Size/install: 24x24 Vertical Ashlar




CPT-34  
Tandus Centiva  
Pattern: Texture Map 11129  
Color: Tomorrowland 42801  
Size/Install: 24x24 Vertical Ashlar



CPT-35  
Shaw Contract  
Pattern: Landing Edge 5T375  
Color: Brilliant Flora 71850  
Size/Install: 18x36 Brick





CPT-36  
Shaw Contract  
Pattern: Landing Edge 5T375  
Color: Opulent Earth 71225  
Size/Install: 18x36 Brick




CPT-37  
Shaw Contract  
Pattern: Diffuse 59575  
Color: Annual 75150  
Size/Install: 24x24 Brick

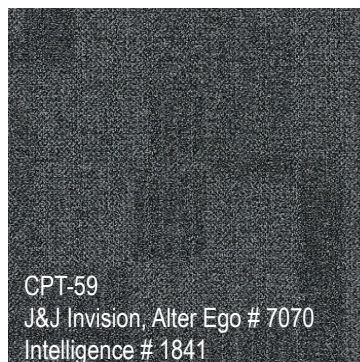




CODE	MFG	PATTERN	QS	COLOR	BACKING	SUSTAINABILITY	TILE SIZE INSTALL DIRECTION	TARR RATING
<b>GENERAL CARPET</b>								
CPT-01	Bentley Mills	History Notes 4RIT2-0221K	YES	Solid 411480	Afirma II Hardback Tile	NSF/ANSI 140 Platinum CRI Green Label + Cradle to Cradle Silver	24x24, Ashlar	3
CPT-02	Bentley Mills	Culture Cues 4MET20221K	YES	Strong 411481	Afirma II Hardback Tile	NSF/ANSI 140 Platinum CRI Green Label + Cradle to Cradle Silver	24x24, Ashlar	3
CPT-03	Bentley Mills	Multiply II 6AMYT40AA1K	YES	Ping 400058	Afirma II Hardback Tile	NSF/ANSI 140 Platinum CRI Green Label + Cradle to Cradle Silver	24x24, Ashlar	3.5
CPT-04	Bentley Mills	Drumline 4DMT4-0AA1K	YES	Alma Mater 404326	Afirma II Hardback Tile	NSF/ANSI 140 Platinum CRI Green Label + Cradle to Cradle Silver	24x24, Brick	3
CPT-05	Bentley Mills	Drumline 4DMT4-0AA1K	YES	Mascot 404325	Afirma II Hardback Tile	NSF/ANSI 140 Platinum CRI Green Label + Cradle to Cradle Silver	24x24, Brick	3
CPT-06	Bentley Mills	Hitchhiker 4H100	NO	Scorpion Queen 405222	Afirma II Hardback Tile	NSF/ANSI 140 Platinum CRI Green Label + Cradle to Cradle Silver	24x24, Quarter Turn	3
CPT-07	Interface	Driftwood 138940AK00	YES	Leyland 104852	Glasbac RE	NSF/ANSI 140 Gold CRI Green Label +	10x40, Ashlar	3.5
CPT-08	Interface	Primary Stitch 1462102500	YES	Purl/Accent 102419	Glasbac RE	NSF/ANSI 140 Gold CRI Green Label +	20x20, Brick	3.5
CPT-09	Interface	Primary Stitch 1462102500	YES	Satin/Accent 102415	Glasbac RE	NSF/ANSI 140 Gold CRI Green Label +	20x20, Brick	3.5
CPT-10	Interface	Driftwood 138940AK00	YES	Linden 104856	Glasbac RE	NSF/ANSI 140 Gold CRI Green Label +	10x40, Ashlar	3.5
CPT-11	J&J/Invision	Fiction II 7025	YES	Conflict 1773	Nexus Modular	NSF 140: Gold CRI Green Label+	24x24, Ashlar	3
CPT-12	Interface	Nature's Course 128990AK00	YES	Mica 105863	Glasbac RE	NSF/ANSI 140 Gold CRI Green Label +	10x40, Ashlar	3
CPT-13	Interface	Bitrate 161680AK00	YES	Dark Aqua 106303	Glasbac RE	NSF/ANSI 140 Gold CRI Green Label +	10x40, Ashlar	3
CPT-14	J&J/Invision	Elemental 7683	YES	Pipes 2636	Nexus Modular	NSF 140: Gold CRI Green Label+	24x24, Ashlar	3.5
CPT-15	J&J/Invision	Evolve Modular 7981	YES	Flux 1478	Nexus Modular	NSF 140: Gold CRI Green Label+	24x24, Ashlar	3.5
CPT-16	J&J/Invision	Fiction II 7025	YES	Dialogue 1785	Nexus Modular	NSF 140: Gold CRI Green Label+	24x24, Ashlar	3
CPT-17	J&J/Invision	Intrinsic Modular 7096	YES	Key 2723	Nexus Modular	NSF 140: Gold CRI Green Label+	24x24, Ashlar	3
CPT-18	J&J/Invision	Journey 7621	YES	Green Lead 3352	Nexus Modular	NSF 140: Gold CRI Green Label+	18x36, Ashlar	3
CPT-19	J&J/Invision	Journey 7621	YES	Gold Lead 3353	Nexus Modular	NSF 140: Gold CRI Green Label+	18x36, Ashlar	3
CPT-20	J&J/Invision	Well Versed Modular 7072	YES	Hughes 2023	Nexus Modular	NSF 140: Gold CRI Green Label+	24x24, Ashlar	3
CPT-21	J&J/Invision	Well Versed Modular 7072	YES	Wilde 2024	Nexus Modular	NSF 140: Gold CRI Green Label+	24x24, Ashlar	3
CPT-22	Mannington	Dispatch Exchange 2	YES	Switchboard 14144	Infinity 2 Modular	NSF 140: Gold CRI Green Label+	24x24, Vertical Ashlar	3.5
CPT-23	Mannington	Transmit Exchange 2	YES	Haptics 13143	Infinity 2 Modular	NSF 140: Gold CRI Green Label+	24x24, Vertical Ashlar	3.5
CPT-24	Mannington	Social Connected	CHECK STOCK	Linked 14199	Infinity 2 Modular	NSF 140: Gold CRI Green Label+	24x24, Horiz Brick Ashlar	3.5
CPT-25	Mannington	Social Connected	CHECK STOCK	Synergy 15213	Infinity 2 Modular	NSF 140: Gold CRI Green Label+	24x24, Horiz Brick Ashlar	3.5

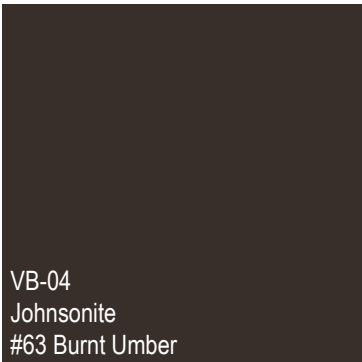

CODE	MFG	PATTERN	QS	COLOR	BACKING	SUSTAINABILITY	TILE SIZE INSTALL DIRECTION	TARR RATING
<b>GENERAL CARPET</b>								
CPT-26	Milliken	Ghost Artist Façade	YES	Cloak FAC122-120	WellBAC Comfort Cushion	•NSF 140 Certification Gold/Platinum •CRI Green Label+	20x20, Monolithic	3.5
CPT-27	Milliken	Ghost Artist Façade	YES	Obscura FAC13-118	WellBAC Comfort Cushion	•NSF 140 Certification Gold/Platinum •CRI Green Label+	20x20, Monolithic	3.5
CPT-28	Tarkett/ Tandus Centiva	Cartography 04843	YES	Stone Lithograph 15612	Modular Ethos/Omnicoat	NSF 140: Platinum Cradle to Cradle: Silver CRI Green Label Plus	24x24, Vertical Ashlar	3.5
CPT-29	Tarkett/ Tandus Centiva	Colormap 11130	YES	Tomorrowland 42801	Modular Ethos/Omnicoat	NSF 140: Platinum Cradle to Cradle: Silver CRI Green Label Plus	24x24, Vertical Ashlar	3.5
CPT-30	Shaw Contract	Diffuse 59575	CHECK STOCK	Magnetic Fields 75505	Eco Worx Tile	NSF 140: Platinum Cradle to Cradle Silver CRI Green Label + NSF 140: Gold	24x24, Quarter Turn	3.5
CPT-31	Tarkett/ Tandus Centiva	Geoknit 10887	YES	Felted 42713	Modular Ethos/Omnicoat	NSF 140: Platinum Cradle to Cradle: Silver CRI Green Label Plus	24x24, Vertical Ashlar	4
CPT-32	Tarkett/ Tandus Centiva	Geoknit 10887	YES	Shadow Gris 42710	Modular Ethos/Omnicoat	NSF 140: Platinum Cradle to Cradle: Silver CRI Green Label Plus	24x24, Vertical Ashlar	4
CPT-33	Tarkett/ Tandus Centiva	Geoknit 10887	YES	Woven Cane 42714	Modular Ethos/Omnicoat	NSF 140: Platinum Cradle to Cradle: Silver CRI Green Label Plus	24x24, Vertical Ashlar	4
CPT-34	Tarkett/ Tandus Centiva	Texture Map 11129	YES	Tomorrowland 42801	Modular Ethos/Omnicoat	NSF 140: Platinum Cradle to Cradle: Silver CRI Green Label Plus	24x24, Vertical Ashlar	3.5
CPT-35	Shaw Contract	Landing Edge 5T375	NO	Brilliant Flora 71850	Eco Worx Tile	NSF 140: Platinum Cradle to Cradle Silver CRI Green Label + NSF 140: Gold	18x36, Brick	3.5
CPT-36	Shaw Contract	Landing Edge 5T375	CHECK STOCK	Opulent Earth 71225	Eco Worx Tile	NSF 140: Platinum Cradle to Cradle Silver CRI Green Label + NSF 140: Gold	18x36, Brick	3.5
CPT-37	Shaw Contract	Diffuse 59575	CHECK STOCK	Annual 75150	Eco Worx Tile	NSF 140: Platinum Cradle to Cradle Silver CRI Green Label + NSF 140: Gold	24x24, Brick	3.5
CPT-BK1	Mannington	Swell Collection Castline Colorcast Eventide Hightide	CHECK STOCK	Open Colors	Infinity 2 Modular	NSF 140: Gold CRI Green Label +	18x36 Horizontal Brick Ashlar	3.5
CPT-BK2	Shaw Contract	Diffuse 59575 Disperse 59576	Y/N ONLY Navigation is 2 week	Open Colors ONLY Navigation is 2 week quick ship	Eco Worx Tile	NSF 140: Platinum Cradle to Cradle Silver CRI Green Label + NSF 140: Gold	24x24	3.5

WALK-OFF CARPET BUILDING VESTIBULES




WALK-OFF CARPET INTERIOR ENTRY (SECONDARY SURFACE)





FLOORING-ENTRANCE WALK-OFF & VINYL BASE


CODE	MFG	PATTERN	QS	COLOR	BACKING	SUSTAINABILITY	TILE SIZE INSTALL DIRECTION	TARR RATING
<b>PRIMARY &amp; SECONDARY WALK-OFF CARPET: USE ENTRY VESIBULES AND ENTRY CORRIDORS</b>								
CPT-50	Portico Flooring	Portico Nop 54 oz	NO	Gris/Charcoal 2098		LEED-NC MR Credit 4	Nom. 20x20 tile	5 year warranty
CPT-51	Portico Flooring	Portico Nop 54 oz	NO	Autumn 2048		LEED-NC MR Credit 4	Nom. 20x20 tile	5 year warranty
CPT-52	Portico Flooring	Portico Nop 54 oz	NO	Black Shadow 2343		LEED-NC MR Credit 4	Nom. 20x20 tile	5 year warranty
CPT-53	Mannington	Frixion, Charge	YES	Static #34365	Infinity Modular 2	NSF/ANSI 140 Certification-Gold	18x36 Horiz Brick Ashlar	3.5
CPT-54	Mannington	Frixion, Force	YES	Vector #14362	Infinity Modular 2	NSF/ANSI 140 Certification-Gold	18x36 Horiz Brick Ashlar	3.5
CPT-55	J.&J/Invision	Incognito 7069 Walk-off Modular	CHECK STOCK	Sleeper 1844	Nexus Modular	•NSF 140: Gold •CRI Green Label+	24x24 Ashlar	4
CPT-56	Tarkett/ Tandus Centiva	Assertive Stria #04839	NO	Forge #26213	Ethos Modular	Green Label Plus, MAS Certified, Declare	24x24, 36x36, 6' Roll	3
CPT-57	Tarkett/ Tandus Centiva	Assertive Stria #04839	NO	Steelwork #26202	Ethos Modular	Green Label Plus, MAS Certified, Declare	24x24, 36x36, 6' Roll	3
CPT-58	Mannington	Recoarse II	Express 5 day +shipping	Traverse Tan 8413	Infinity Modular 2	NSF/ANSI 140 Certification-Gold	24x24 Quarter turn	4
CPT-59	J.&J/Invision	Alter Ego 7070 Walk-off Modular	Stocked - 2 weeks (If out of stock, 6	Intelligence #1841	Nexus Modular	NSF 140: Gold CRI Green Label+	24x24 Ashlar	4
<b>VINYL BASE</b>								
VB-01	Tarkett Johnsonite	4" High COVERED Vinyl		#48 Grey		FloorScore Certification	4' or 120'	
VB-02	Tarkett Johnsonite	4" High COVERED Vinyl		#280 Shoreline		FloorScore Certification	4' or 120'	
VB-03	Tarkett Johnsonite	4" High COVERED Vinyl		#283 Toast		FloorScore Certification	4' or 120'	
VB-04	Tarkett Johnsonite	4" High COVERED Vinyl		#63 Burnt Umber		FloorScore Certification	4' or 120'	




RF-01  
Mannington  
Spacia Express Abstract  
Linen Weave



RF-02  
Mannington  
Amtico Signature Express  
Shibori Jasmine




RF-03  
Mannington  
Spacia Express Stone  
Ceramic Flint



RF-04  
Mohawk Group  
Lineate Hot and Heavy  
Cord



RF-05  
Mohawk Group  
Lineate Hot and Heavy  
Marker



RF-06  
Mannington  
Spacia Express Abstract  
Satin Weave



RF-07  
Mannington  
Spacia Express Stone  
Gallery Concrete



RF-08  
Mannington  
Spacia Express Stone  
Linear Stone Shale




RF-09  
Parterre  
Tivoli Hardcore LVT  
Tivoli Villa

RUBBER TILE

Manufacturer: Nora by Interface  
Pattern: Norament Grano Standard  
Size: 40" x 40", 3.5 mm thick

QS - Quick Ship  
ST - Stair tread Available  
ES - Electrostatic Dissipative



VINYL SHEET GOODS

Manufacturer: Lonseal  
Pattern: Lonspeck Topseal  
Size: 72"W x 60'L, 2mm thick





CODE	MFG	PATTERN	QS	COLOR	SUSTAINABILITY	TILE SIZE
<b>RESILIENT FLOOR - LVT</b>						
RF-01	Mannington	Spacia Xpress Abstract	YES	Linen Weave SS5A3800	RFCI FloorScore Certified non-ortho-phthalate construction	18x18 2.5mm Thick
RF-02	Mannington	Amtico Signature Express	YES	Shibori Jasmine AROW7800	RFCI FloorScore Certified non-ortho-phthalate construction	7x48 2.5mm Thick
RF-03	Mannington	Spacia Xpress Stone	YES	Ceramic Flint SS5S2594	RFCI FloorScore Certified non-ortho-phthalate construction	18x18 2.5mm Thick
RF-04	Mohawk Group	Lineate, Hot and Heavy C0089	YES	Cord 957	RFCI FloorScore Certified	9x59 5mm Thick
RF-05	Mohawk Group	Lineate, Hot and Heavy C0089	YES	Marker 857	RFCI FloorScore Certified	9x59 5mm Thick
RF-06	Mannington	Spacia Xpress Abstract	YES	Satin Weave SS5A3805	RFCI FloorScore Certified non-ortho-phthalate construction	18x18 2.5mm Thick
RF-07	Mannington	Spacia Xpress Stone	YES	Gallery Concrete SS5S3071	RFCI FloorScore Certified non-ortho-phthalate construction	18x18 2.5mm Thick
RF-08	Mannington	Spacia Xpress Stone	YES	Linear Stone Shale SS5S3606	RFCI FloorScore Certified non-ortho-phthalate construction	12x18 2.5mm Thick
RF-09	Parterre	Tivoli Hardcore LVT	CHECK STOCK	Tivoli Villa 71509	Certified Low Emitting Product LEED EQ4.3 Indoor Air Quality CHPS 01350	12x24 3mm Thick
RF-14	Interface, Nora	Norament Grano Standard	CHECK STOCK	Frankincense #5303	GREENGUARD Gold Certified for Low VOC Emissions CA 01350 Compliant Carbon Neutral	20x20 3.5mm Thick
RF-15	Interface, Nora	Norament Grano Standard	CHECK STOCK	Black Pepper #5304	GREENGUARD Gold Certified for Low VOC Emissions CA 01350 Compliant Carbon Neutral	20x20 3.5mm Thick
RF-16	Interface, Nora	Norament Grano Standard	CHECK STOCK	Camphor #5306	GREENGUARD Gold Certified for Low VOC Emissions CA 01350 Compliant Carbon Neutral	20x20 3.5mm Thick
RF-17	Interface, Nora	Norament Grano Standard	CHECK STOCK	Agar #5305	GREENGUARD Gold Certified for Low VOC Emissions CA 01350 Compliant Carbon Neutral	20x20 3.5mm Thick
RF-18	Interface, Nora	Norament Grano Standard	CHECK STOCK	Cedarwood #5315	GREENGUARD Gold Certified for Low VOC Emissions CA 01350 Compliant Carbon Neutral	20x20 3.5mm Thick
RF-19	Interface, Nora	Norament Grano Standard	CHECK STOCK	White Fir #5301	GREENGUARD Gold Certified for Low VOC Emissions CA 01350 Compliant Carbon Neutral	20x20 3.5mm Thick
RF-22	Lonseal	Lonspeck Topseal	CHECK STOCK	Magnetic Gray #SX112	GreenAir®: Low VOC technologies FloorScore®: Indoor Air Quality (IAC) Certified; Comforms to CA Specification 01350	6' Sheet .7mm wear layer
RF-23	Lonseal	Lonspeck Topseal	CHECK STOCK	Sandstorm #SX115	GreenAir®: Low VOC technologies FloorScore®: Indoor Air Quality (IAC) Certified; Comforms to CA Specification 01351	6' Sheet .7mm wear layer
RF-24	Lonseal	Lonspeck Topseal	CHECK STOCK	White Pepper #SX116	GreenAir®: Low VOC technologies FloorScore®: Indoor Air Quality (IAC) Certified; Comforms to CA Specification 01351	6' Sheet .7mm wear layer

## NEUTRAL



\*PT-7 Standard for ceiling white

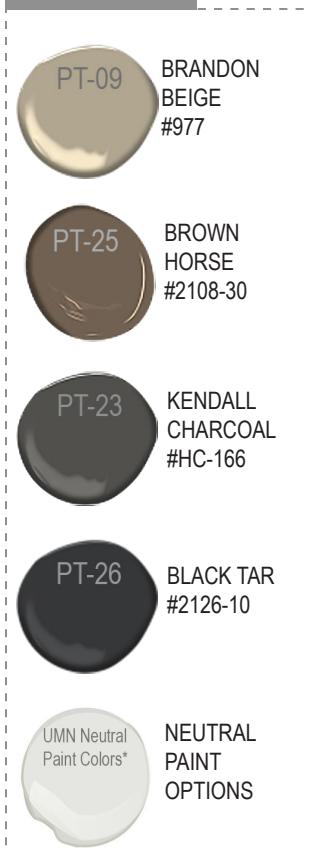
All paints are Benjamin Moore Low VOC, eggshell finish except at door frames.

Door frames are alkyd semi-gloss finish.

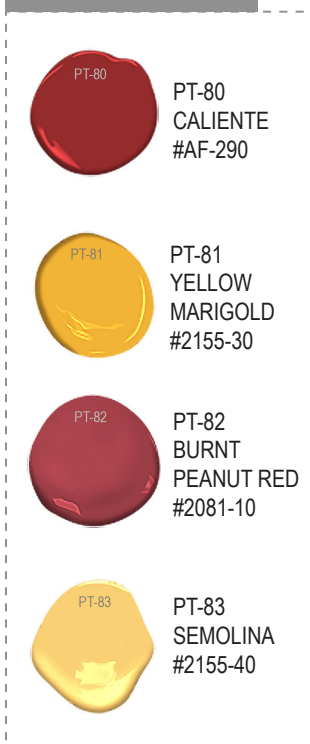
## ACCENT



## FRAME PAINT



## SCHOOL COLORS



# Appendix

## PAINT & WALL PROTECTION

CODE	MFG	PRODUCT	COLOR	WALL PROTECTION COLOR MATCH	ALTERNATE PAINT PRODUCTS
<b>UMN STANDARD INTERIOR PAINT &amp; WALL PROTECTION</b>					
PT-01	<b>Benjamin Moore</b> <i>Eq: Sherwin Williams</i>	<b>General Walls:</b> Ultra Spec 500 - Eggshell #T538 <b>High-Traffic Walls:</b> Ultra Spec Scuff-X, Egg Shell #485	White Sand #OC-10	Wall Protection Neutral Color Match: #WP-1 Korogard, Seashell	<b>Sherwin Williams:</b> <b>General Walls:</b> Pro Mar 200 Zero VOC Interior Latex Eg-Shel, B20-2600 Series <b>High-Traffic Walls:</b> Super Paint Interior Latex Velvet A94 Series
PT-02	<b>Benjamin Moore</b> <i>Eq: Sherwin Williams</i>	<b>General Walls:</b> Ultra Spec 500 - Eggshell #T538 <b>High-Traffic Walls:</b> Ultra Spec Scuff-X, Egg Shell #485	Feather Down #953	Wall Protection Neutral Color Match: #WP-2 CS Acrovyn, Eggshell #100	<b>Sherwin Williams:</b> <b>General Walls:</b> Pro Mar 200 Zero VOC Interior Latex Eg-Shel, B20-2600 Series <b>High-Traffic Walls:</b> Super Paint Interior Latex Velvet A94 Series
PT-03	<b>Benjamin Moore</b> <i>Eq: Sherwin Williams</i>	<b>General Walls:</b> Ultra Spec 500 - Eggshell #T538 <b>High-Traffic Walls:</b> Ultra Spec Scuff-X, Egg Shell #485	Dove Wing #OC-18	Wall Protection Neutral Color Match: #WP-3 CS Acrovyn, Mission White #933	<b>Sherwin Williams:</b> <b>General Walls:</b> Pro Mar 200 Zero VOC Interior Latex Eg-Shel, B20-2600 Series <b>High-Traffic Walls:</b> Super Paint Interior Latex Velvet A94 Series
PT-04	<b>Benjamin Moore</b> <i>Eq: Sherwin Williams</i>	<b>General Walls:</b> Ultra Spec 500 - Eggshell #T538 <b>High-Traffic Walls:</b> Ultra Spec Scuff-X, Egg Shell #485	Alaskan Skies #972	Wall Protection Neutral Color Match: #WP-4 CS Acrovyn, Mushroom #305	<b>Sherwin Williams:</b> <b>General Walls:</b> Pro Mar 200 Zero VOC Interior Latex Eg-Shel, B20-2600 Series <b>High-Traffic Walls:</b> Super Paint Interior Latex Velvet A94 Series
PT-05	<b>Benjamin Moore</b> <i>Eq: Sherwin Williams</i>	<b>General Walls:</b> Ultra Spec 500 - Eggshell #T538 <b>High-Traffic Walls:</b> Ultra Spec Scuff-X, Egg Shell #485	Cloud White #967	Wall Protection Neutral Color Match: #WP-5 Korogard, Vapor	<b>Sherwin Williams:</b> <b>General Walls:</b> Pro Mar 200 Zero VOC Interior Latex Eg-Shel, B20-2600 Series <b>High-Traffic Walls:</b> Super Paint Interior Latex Velvet A94 Series
PT-06	<b>Benjamin Moore</b> <i>Eq: Sherwin Williams</i>	<b>General Walls:</b> Ultra Spec 500 - Eggshell #T538 <b>High-Traffic Walls:</b> Ultra Spec Scuff-X, Egg Shell #485	Greyhound #1579	N/A	<b>Sherwin Williams:</b> <b>General Walls:</b> Pro Mar 200 Zero VOC Interior Latex Eg-Shel, B20-2600 Series <b>High-Traffic Walls:</b> Super Paint Interior Latex Velvet A94 Series
PT-07	<b>Benjamin Moore</b> <i>Eq: Sherwin Williams</i>	<b>General Walls:</b> Ultra Spec 500 - Eggshell #T538 <b>High-Traffic Walls:</b> Ultra Spec Scuff-X, Egg Shell #485	Oxford White #869	Wall Protection Neutral Color Match: #WP-7 CS Acrovyn, White #949	<b>Sherwin Williams:</b> <b>General Walls:</b> Pro Mar 200 Zero VOC Interior Latex Eg-Shel, B20-2600 Series <b>High-Traffic Walls:</b> Super Paint Interior Latex Velvet A94 Series
PT-08	<b>Benjamin Moore</b> <i>Eq: Sherwin Williams</i>	<b>General Walls:</b> Ultra Spec 500 - Eggshell #T538 <b>High-Traffic Walls:</b> Ultra Spec Scuff-X, Egg Shell #485	Mountainscape #870	Wall Protection Neutral Color Match: #WP-8 Korogard, Simply White	<b>Sherwin Williams:</b> <b>General Walls:</b> Pro Mar 200 Zero VOC Interior Latex Eg-Shel, B20-2600 Series <b>High-Traffic Walls:</b> Super Paint Interior Latex Velvet A94 Series
PT-09	<b>Benjamin Moore</b> <i>Eq: Sherwin Williams</i>	<b>General Walls:</b> Ultra Spec 500 - Eggshell #T538 <b>High-Traffic Walls:</b> Ultra Spec Scuff-X, Egg Shell #485	Brandon Beige #977	N/A	<b>Sherwin Williams:</b> <b>General Walls:</b> Pro Mar 200 Zero VOC Interior Latex Eg-Shel, B20-2600 Series <b>High-Traffic Walls:</b> Super Paint Interior Latex Velvet A94 Series
PT-09 FRAME	<b>Benjamin Moore</b> <i>Eq: Sherwin Williams</i>	Ultra Spec Scuff-X, Semi-gloss #487	Brandon Beige #977	Vinyl Base: VB-02 #280 Shoreline	<b>Sherwin Williams:</b> Pro Industrial Waterbased Alkyd Urethane Enamel Semi-Gloss B53-1150/2150 Series
PT-10	<b>Benjamin Moore</b> <i>Eq: Sherwin Williams</i>	<b>General Walls:</b> Ultra Spec 500 - Eggshell #T538 <b>High-Traffic Walls:</b> Ultra Spec Scuff-X, Egg Shell #485	Iced Marble #1578	N/A	<b>Sherwin Williams:</b> <b>General Walls:</b> Pro Mar 200 Zero VOC Interior Latex Eg-Shel, B20-2600 Series <b>High-Traffic Walls:</b> Super Paint Interior Latex Velvet A94 Series
PT-11	<b>Benjamin Moore</b> <i>Eq: Sherwin Williams</i>	<b>General Walls:</b> Ultra Spec 500 - Eggshell #T538 <b>High-Traffic Walls:</b> Ultra Spec Scuff-X, Egg Shell #485	Banana Cream #275	N/A	<b>Sherwin Williams:</b> <b>General Walls:</b> Pro Mar 200 Zero VOC Interior Latex Eg-Shel, B20-2600 Series <b>High-Traffic Walls:</b> Super Paint Interior Latex Velvet A94 Series
PT-12	<b>Benjamin Moore</b> <i>Eq: Sherwin Williams</i>	<b>General Walls:</b> Ultra Spec 500 - Eggshell #T538 <b>High-Traffic Walls:</b> Ultra Spec Scuff-X, Egg Shell #485	Lemon Chiffon #OC-109	Wall Protection Neutral Color Match: #WP-12 C S Acrovyn Teton White #517	<b>Sherwin Williams:</b> <b>General Walls:</b> Pro Mar 200 Zero VOC Interior Latex Eg-Shel, B20-2600 Series <b>High-Traffic Walls:</b> Super Paint Interior Latex Velvet A94 Series
PT-13	<b>Benjamin Moore</b> <i>Eq: Sherwin Williams</i>	<b>General Walls:</b> Ultra Spec 500 - Eggshell #T538 <b>High-Traffic Walls:</b> Ultra Spec Scuff-X, Egg Shell #485	Grasslands #502	N/A	<b>Sherwin Williams:</b> <b>General Walls:</b> Pro Mar 200 Zero VOC Interior Latex Eg-Shel, B20-2600 Series <b>High-Traffic Walls:</b> Super Paint Interior Latex Velvet A94 Series
PT-14	<b>Benjamin Moore</b> <i>Eq: Sherwin Williams</i>	<b>General Walls:</b> Ultra Spec 500 - Eggshell #T538 <b>High-Traffic Walls:</b> Ultra Spec Scuff-X, Egg Shell #485	Guilford Green #HC-116	N/A	<b>Sherwin Williams:</b> <b>General Walls:</b> Pro Mar 200 Zero VOC Interior Latex Eg-Shel, B20-2600 Series <b>High-Traffic Walls:</b> Super Paint Interior Latex Velvet A94 Series


# Appendix


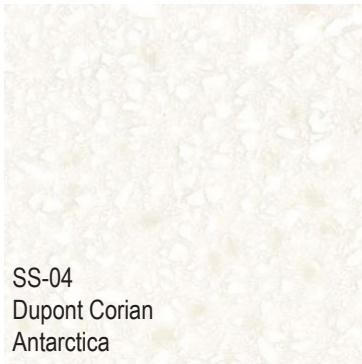

## PAINT & WALL PROTECTION

CODE	MFG	PRODUCT	COLOR	WALL PROTECTION COLOR MATCH	ALTERNATE PAINT PRODUCTS
<b>UMN STANDARD INTERIOR PAINT &amp; WALL PROTECTION</b>					
PT-14	<b>Benjamin Moore</b> <i>Eq: Sherwin Williams</i>	<b>General Walls:</b> Ultra Spec 500 - Eggshell #T538 <b>High-Traffic Walls:</b> Ultra Spec Scuff-X, Egg Shell #485	Guilford Green #HC-116	N/A	<b>Sherwin Williams:</b> <b>General Walls:</b> Pro Mar 200 Zero VOC Interior Latex Eg-Shel, B20-2600 Series <b>High-Traffic Walls:</b> Super Paint Interior Latex Velvet A94 Series
PT-15	<b>Benjamin Moore</b> <i>Eq: Sherwin Williams</i>	<b>General Walls:</b> Ultra Spec 500 - Eggshell #T538 <b>High-Traffic Walls:</b> Ultra Spec Scuff-X, Egg Shell #485	Georgian Green #HC-115	N/A	<b>Sherwin Williams:</b> <b>General Walls:</b> Pro Mar 200 Zero VOC Interior Latex Eg-Shel, B20-2600 Series <b>High-Traffic Walls:</b> Super Paint Interior Latex Velvet A94 Series
PT-16	<b>Benjamin Moore</b> <i>Eq: Sherwin Williams</i>	<b>General Walls:</b> Ultra Spec 500 - Eggshell #T538 <b>High-Traffic Walls:</b> Ultra Spec Scuff-X, Egg Shell #485	Birmingham Cream #164	N/A	<b>Sherwin Williams:</b> <b>General Walls:</b> Pro Mar 200 Zero VOC Interior Latex Eg-Shel, B20-2600 Series <b>High-Traffic Walls:</b> Super Paint Interior Latex Velvet A94 Series
PT-17	<b>Benjamin Moore</b> <i>Eq: Sherwin Williams</i>	<b>General Walls:</b> Ultra Spec 500 - Eggshell #T538 <b>High-Traffic Walls:</b> Ultra Spec Scuff-X, Egg Shell #485	Summer Harvest #206	N/A	<b>Sherwin Williams:</b> <b>General Walls:</b> Pro Mar 200 Zero VOC Interior Latex Eg-Shel, B20-2600 Series <b>High-Traffic Walls:</b> Super Paint Interior Latex Velvet A94 Series
PT-18	<b>Benjamin Moore</b> <i>Eq: Sherwin Williams</i>	<b>General Walls:</b> Ultra Spec 500 - Eggshell #T538 <b>High-Traffic Walls:</b> Ultra Spec Scuff-X, Egg Shell #485	Nimbus Gray #2131-50	N/A	<b>Sherwin Williams:</b> <b>General Walls:</b> Pro Mar 200 Zero VOC Interior Latex Eg-Shel, B20-2600 Series <b>High-Traffic Walls:</b> Super Paint Interior Latex Velvet A94 Series
PT-19	<b>Benjamin Moore</b> <i>Eq: Sherwin Williams</i>	<b>General Walls:</b> Ultra Spec 500 - Eggshell #T538 <b>High-Traffic Walls:</b> Ultra Spec Scuff-X, Egg Shell #485	Silver Gray #2131-60	N/A	<b>Sherwin Williams:</b> <b>General Walls:</b> Pro Mar 200 Zero VOC Interior Latex Eg-Shel, B20-2600 Series <b>High-Traffic Walls:</b> Super Paint Interior Latex Velvet A94 Series
PT-20	<b>Benjamin Moore</b> <i>Eq: Sherwin Williams</i>	<b>General Walls:</b> Ultra Spec 500 - Eggshell #T538 <b>High-Traffic Walls:</b> Ultra Spec Scuff-X, Egg Shell #485	Sweet Innocence #2125-50	N/A	<b>Sherwin Williams:</b> <b>General Walls:</b> Pro Mar 200 Zero VOC Interior Latex Eg-Shel, B20-2600 Series <b>High-Traffic Walls:</b> Super Paint Interior Latex Velvet A94 Series
PT-21	<b>Benjamin Moore</b> <i>Eq: Sherwin Williams</i>	<b>General Walls:</b> Ultra Spec 500 - Eggshell #T538 <b>High-Traffic Walls:</b> Ultra Spec Scuff-X, Egg Shell #485	Pewter #2121-30	N/A	<b>Sherwin Williams:</b> <b>General Walls:</b> Pro Mar 200 Zero VOC Interior Latex Eg-Shel, B20-2600 Series <b>High-Traffic Walls:</b> Super Paint Interior Latex Velvet A94 Series
PT-22	<b>Benjamin Moore</b> <i>Eq: Sherwin Williams</i>	<b>General Walls:</b> Ultra Spec 500 - Eggshell #T538 <b>High-Traffic Walls:</b> Ultra Spec Scuff-X, Egg Shell #485	Steel Wool #2121-20	N/A	<b>Sherwin Williams:</b> <b>General Walls:</b> Pro Mar 200 Zero VOC Interior Latex Eg-Shel, B20-2600 Series <b>High-Traffic Walls:</b> Super Paint Interior Latex Velvet A94 Series
PT-23 FRAME	<b>Benjamin Moore</b> <i>Eq: Sherwin Williams</i>	Ultra Spec Scuff-X, Semi-gloss #487	Kendall Charcoal #HC-166	Vinyl Base: VB-01 #48 Grey	<b>Sherwin Williams:</b> Pro Industrial Waterbased Alkyd Urethane Enamel Semi-Gloss B53-1150/2150 Series
PT-24	<b>Benjamin Moore</b> <i>Eq: Sherwin Williams</i>	<b>General Walls:</b> Ultra Spec 500 - Eggshell #T538 <b>High-Traffic Walls:</b> Ultra Spec Scuff-X, Egg Shell #485	Peacock Feathers #724	N/A	<b>Sherwin Williams:</b> <b>General Walls:</b> Pro Mar 200 Zero VOC Interior Latex Eg-Shel, B20-2600 Series <b>High-Traffic Walls:</b> Super Paint Interior Latex Velvet A94 Series
PT-25 FRAME	<b>Benjamin Moore</b> <i>Eq: Sherwin Williams</i>	Ultra Spec Scuff-X, Semi-gloss #487	Brown Horse #2108-30	Vinyl Base: VB-03 #283 Toast	<b>Sherwin Williams:</b> Pro Industrial Waterbased Alkyd Urethane Enamel Semi-Gloss B53-1150/2150 Series
PT-26 FRAME	<b>Benjamin Moore</b> <i>Eq: Sherwin Williams</i>	Ultra Spec Scuff-X, Semi-gloss #487	Black Tar 2126-10	Vinyl Base: VB-04 #63 Burnt Umber	<b>Sherwin Williams:</b> Pro Industrial Waterbased Alkyd Urethane Enamel Semi-Gloss B53-1150/2150 Series
PT-27	<b>Benjamin Moore</b> <i>Eq: Sherwin Williams</i>	<b>General Walls:</b> Ultra Spec 500 - Eggshell #T538 <b>High-Traffic Walls:</b> Ultra Spec Scuff-X, Egg Shell #485	St Lucia Teal #683	N/A	<b>Sherwin Williams:</b> <b>General Walls:</b> Pro Mar 200 Zero VOC Interior Latex Eg-Shel, B20-2600 Series <b>High-Traffic Walls:</b> Super Paint Interior Latex Velvet A94 Series
PT-80	<b>Benjamin Moore</b> <i>Eq: Sherwin Williams</i>	<b>General Walls:</b> Ultra Spec 500 - Eggshell #T538 <b>High-Traffic Walls:</b> Ultra Spec Scuff-X, Egg Shell #485	Caliente #AF-290	N/A	<b>Sherwin Williams:</b> <b>General Walls:</b> Pro Mar 200 Zero VOC Interior Latex Eg-Shel, B20-2600 Series <b>High-Traffic Walls:</b> Super Paint Interior Latex Velvet A94 Series
PT-81	<b>Benjamin Moore</b> <i>Eq: Sherwin Williams</i>	<b>General Walls:</b> Ultra Spec 500 - Eggshell #T538 <b>High-Traffic Walls:</b> Ultra Spec Scuff-X, Egg Shell #485	Yellow Marigold #2155-30	N/A	<b>Sherwin Williams:</b> <b>General Walls:</b> Pro Mar 200 Zero VOC Interior Latex Eg-Shel, B20-2600 Series <b>High-Traffic Walls:</b> Super Paint Interior Latex Velvet A94 Series

## Appendix PAINT & WALL PROTECTION

CODE	MFG	PRODUCT	COLOR	WALL PROTECTION COLOR MATCH	ALTERNATE PAINT PRODUCTS
<b>UMN STANDARD INTERIOR PAINT &amp; WALL PROTECTION</b>					
PT-82	<b>Benjamin Moore</b> <i>Eq: Sherwin Williams</i>	<b>General Walls:</b> Ultra Spec 500 - Eggshell #T538 <b>High-Traffic Walls:</b> Ultra Spec Scuff-X, Egg Shell #485	Burnt Peanut Red #2081-10	N/A	<b>Sherwin Williams:</b> <b>General Walls:</b> Pro Mar 200 Zero VOC Interior Latex Eg-Shel, B20-2600 Series <b>High-Traffic Walls:</b> Super Paint Interior Latex Velvet A94 Series
PT-83	<b>Benjamin Moore</b> <i>Eq: Sherwin Williams</i>	<b>General Walls:</b> Ultra Spec 500 - Eggshell #T538 <b>High-Traffic Walls:</b> Ultra Spec Scuff-X, Egg Shell #485	Semolina #2155-40	N/A	<b>Sherwin Williams:</b> <b>General Walls:</b> Pro Mar 200 Zero VOC Interior Latex Eg-Shel, B20-2600 Series <b>High-Traffic Walls:</b> Super Paint Interior Latex Velvet A94 Series
WP-01	Korogard	<b>High Traffic/High Impact:</b> G100 2" Vinyl Corner Guard w/ Aluminum Retainer System (G160 & G110) <b>General Use Protection:</b> G815 Series 1-1/2" Wing, .078" thick material	#WP-1 Korogard, Seashell	Neutral Paint Match: PT-01 White Sand	N/A
WP-02	CS Acrovyn	<b>High Traffic/High Impact:</b> SSM-20AN Series, 2" leg (or SM-20AN Series, 3" leg) w/aluminum retainer <b>General Use Protection:</b> VA-250N, 2-1/2" leg, .090" thick material	#WP-2 CS Acrovyn, Eggshell #100	Neutral Paint Match: PT-02 Feather Down	N/A
WP-03	CS Acrovyn	<b>High Traffic/High Impact:</b> SSM-20AN Series, 2" leg (or SM-20AN Series, 3" leg) w/aluminum retainer <b>General Use Protection:</b> VA-250N, 2-1/2" leg, .090" thick material	#WP-3 CS Acrovyn, Mission White #933	Neutral Paint Match: PT-03 Dove Wing	N/A
WP-04	CS Acrovyn	<b>High Traffic/High Impact:</b> SSM-20AN Series, 2" leg (or SM-20AN Series, 3" leg) w/aluminum retainer <b>General Use Protection:</b> VA-250N, 2-1/2" leg, .090" thick material	#WP-4 CS Acrovyn, Mushroom #305	Neutral Paint Match: PT-04 Alaskan Skies	N/A
WP-05	Korogard	<b>High Traffic/High Impact:</b> G100 2" Vinyl Corner Guard w/ Aluminum Retainer System (G160 & G110) <b>General Use Protection:</b> G815 Series 1-1/2" Wing, .078" thick material	#WP-5 Korogard, Vapor	Neutral Paint Match: PT-05 Cloud White	N/A
WP-06	Not Used		Not Used	Not Used	N/A
WP-07	CS Acrovyn	<b>High Traffic/High Impact:</b> SSM-20AN Series, 2" leg (or SM-20AN Series, 3" leg) w/aluminum retainer <b>General Use Protection:</b> VA-250N, 2-1/2" leg, .090" thick material	#WP-7 CS Acrovyn, White #949	Neutral Paint Match: PT-07 Oxford White	N/A
WP-08	Korogard	<b>High Traffic/High Impact:</b> G100 2" Vinyl Corner Guard w/ Aluminum Retainer System (G160 & G110) <b>General Use Protection:</b> G815 Series 1-1/2" Wing, .078" thick material	#WP-8 Korogard, Simply White	Neutral Paint Match: PT-08 Mountainscape	N/A





**Appendix**  
PLASTIC LAMINATE & SOLID SURFACE

CODE	MFG	PATTERN	COLOR	SUSTAINABILITY
<b>PLASTIC LAMINATE</b>				
PL-01	Panolam Pionite	Textured Suede	Cinder Gray Concrete AG471-SD	Greenguard Gold
PL-02	Panolam Pionite	Textured Suede	AG071-SD Macadamia Nut	Greenguard Gold
PL-03	Panolam Nevamar	Textured	Silver Alu Metalx MXT003T	Greenguard Gold
PL-04	Panolam Pionite	Textured Suede	AT680-SD Travelin Light	Greenguard Gold
PL-05		NOT USED		
PL-06	Formica	Twill with Matte Finish	#8829-58 Graphite Twill	Greenguard Gold, FSC mix/wood
PL-07		NOT USED		
PL-08	Formica	Twill with Matte Finish	White Twill 9285-58	Greenguard Gold, FSC mix/wood
PL-09	Formica	Matte Finish	Finnish Oak 118-58	Greenguard Gold, FSC mix/wood
PL-10	Formica	Matte Finish	Sorrel Cherry 5886	Greenguard Gold, FSC mix/wood
<b>SOLID SURFACE</b>				
SS-01	DuPont	Corian	Savannah	Greenguard Gold
SS-02	DuPont	Corian	Doeskin	Greenguard Gold
SS-03	DuPont	Corian	Deep Space	Greenguard Gold
SS-04	DuPont	Corian	Antarctica	Greenguard Gold
SS-05	Wilsonart	Solid Surface	Tumbled Stone 9220CE	Greenguard Gold
SS-06	Wilsonart	Solid Surface	Angel Falls 9223SS	Greenguard Gold
SS-07	DuPont	Corian	Dove	Greenguard Gold
SS-08	Wilsonart	Solid Surface	Flint Rock 9207CS	Greenguard Gold



Not Used

## Appendix MANUFACTURER REPRESENTATIVES

MFG	MANUFACTURER REPRESENTATIVE	CONTACT E-MAIL
Benjamin Moore	Chris Drigans, Mfg.	chris.drigans@benjaminmoore.com
Benjamin Moore	<i>Field Rep:</i> Jon Perlinger	Jon.Perlinger@benjaminmoore.com
Bentley Mills	Michelle Anderson	michellek.anderson@bentleymills.com
CS Acrovyn	Paula Filipiak SD Walker Co, Supplier	cs@sdwalkerinc.com
DuPont	Kim Brose Hallmark Building Supplies, Inc.	kim@hllmark.com
Formica	Jeni Robb A&D Specialist	jennifer.robbs@formica.com
Interface Carpet	Sammi Crnokrak	sammi.crnokrak@interface.com
Interface Nora Flooring	Courtney Hedrington	Courtney.Hedrington@nora.com
J&J/Invision	Tony Hill, J&J Flooring	tony.hill@jjfflooring.com
Johnsonite, Tarkett	Cliff Gustafson	Cliff.gustafson@tarkett.com
Korogard	Kim Willner	kwillner@koroseal.com
Lonseal	Joan Clemens	jtcmorales@aol.com
Mannington Commercial Flooring	Kelly Leines	Kelly.Leines@mannington.com
Milliken	Cari Kapsner	cari.kapsner@milliken.com
Mohawk Group	Joe Boldt	Joseph_Boldt@mohawkind.com
Panolam Nevamar	Mark Reichenbach	Mark_Reichenbach@panolam.com
Parterre	Joan Clemens Morales Group	jtcmorales@aol.com
Portico Flooring	Procure through local supplier	porticosystems.com
Shaw Contract	Beth Drobnick	beth.drobnick@shawcontract.com
Sherwin Williams	Scott Williams	Scott.A.Williams@sherwin.com
Tandus Centiva, Tarkett	Cliff Gustafson	Cliff.gustafson@tarkett.com
Tarkett	Cliff Gustafson	Cliff.gustafson@tarkett.com
Wilsonart	Lynette Stende	Lynette.Stende@Wilsonart.com

*\* FM Design, FM District & Capital Project Management teams must have all sub-contractors contact the manufacturer representatives on this list to assure that UMN pricing has been provided.*